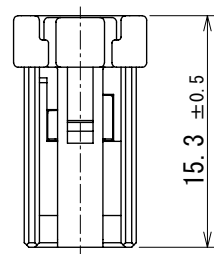
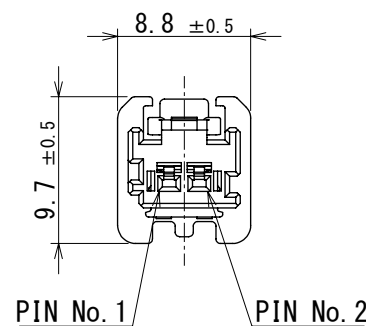
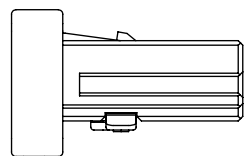


Dec.1.2025 Copyright 2025 HIROSE ELECTRIC CO., LTD. All Rights Reserved.
In case of consideration for using Automotive equipment / device which demand high reliability, kindly contact our sales window correspondents.

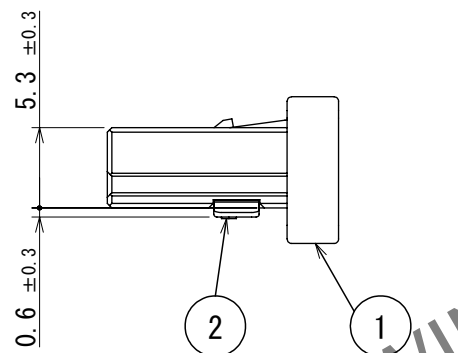
ELV, RoHS COMPLIANT



△ Add Left side view

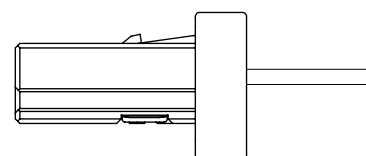
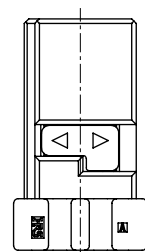


① RETAINER PRESET STATE



PIN No. 2 PIN No. 1

② RETAINER FIXED STATE

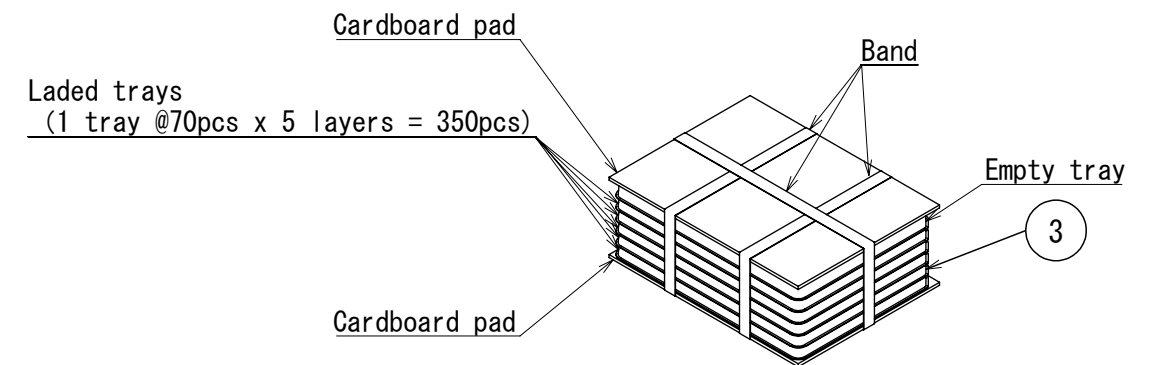


NOTE. ① RETAINER IS TEMPORARILY ASSEMBLED INTO HOUSING.
② RETAINER TO BE COMPLETELY ASSEMBLED INTO POSITION
AFTER CONTACT IS INSERTED.
3. PLEASE REFER TO INSTRUCTION SHEET ETAD-T0649-00 BEFORE USE.

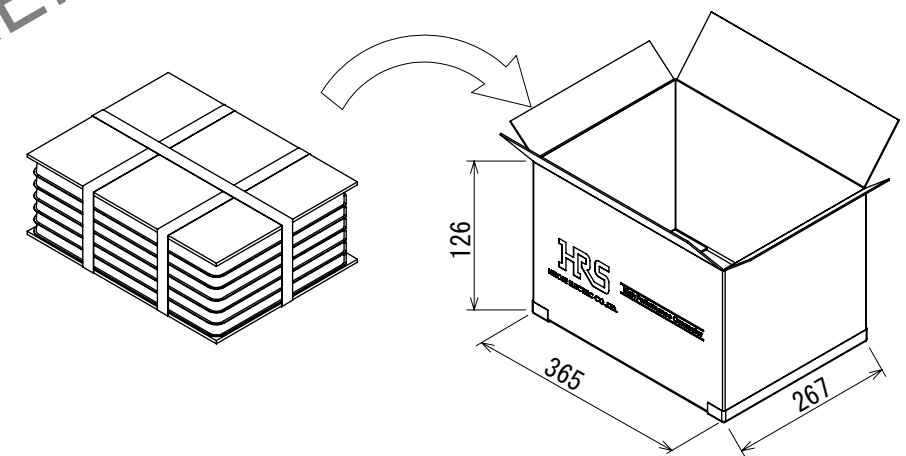
△ DELETE PAGE 2

Packaging Specification

(1) After placing parts in trays, stack in six layers. (Top layer will be empty.)



△ (2) Place bound trays in box, place lid on box and seal with packing tape



2	PA	BEIGE						
1	PA	VIOLET	3	POLYSTYRENE				
NO.	MATERIAL	FINISH	REMARKS	NO.	MATERIAL	FINISH	REMARKS	
UNITS mm		SCALE 2:1	COUNT 3	DESCRIPTION OF REVISIONS DIS-T-00024323		DESIGNED AN. SAIKI	CHECKED TY. MOGI	DATE 2025. 07. 09
HIROSE ELECTRIC CO., LTD.		APPROVED : AH. EDASHIGE		2023. 07. 10		DRAWING NO. EDC-402829-00-00		
		CHECKED : TY. MOGI		2023. 07. 10		PART NO. ZE05-2S-HU/R (B)		
		DESIGNED : HR. EGAWA		2023. 07. 10		CODE NO. CL0752-2221-0-00		
		DRAWN : AN. SAIKI		2023. 07. 10				