Dec.1.2025 Copyright 2025 HIROSE ELECTRIC CO., LTD. All Rights Reserved.
In case of consideration for using Automotive equipment / device which demand high reliability, kindly contact our sales window correspondents.

ELV.RoHS COMPLIANT

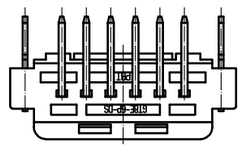

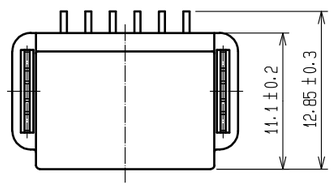

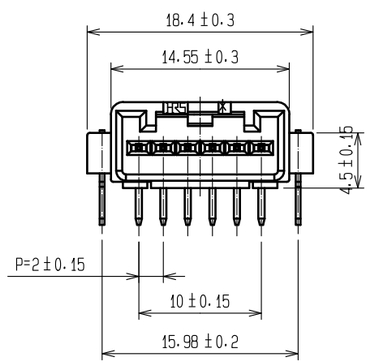

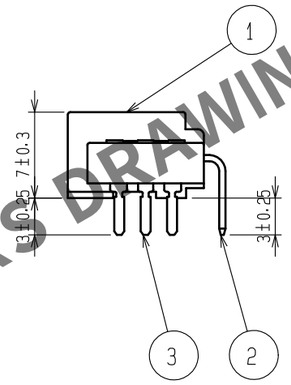

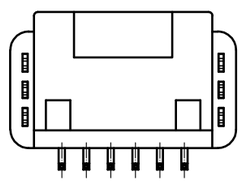

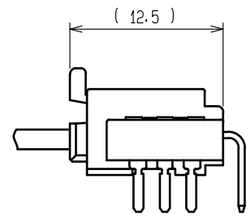

MATED CONNECTORS

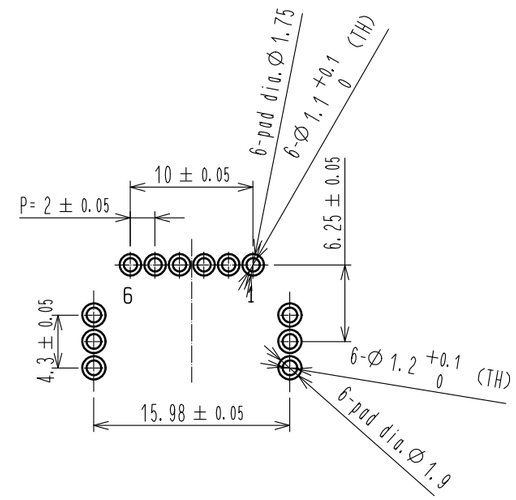

RECOMMENDED PC BOARD PATTERN
(CONNECTOR SIDE)
AND PIN No.

HRS DRAWING FOR REFERENCE

Drawing for packing.

Note1. Eight trays(A,B) to be piled in turn.
Top(the ninth step) is an empty tray.
(One tray includes 136 pcs of products,
One bundle: 136×8=1088 pcs.)

Note2. One K-1 box includes 2176 pcs.(1088×2=2176)

Note3. The size of the tray see below.

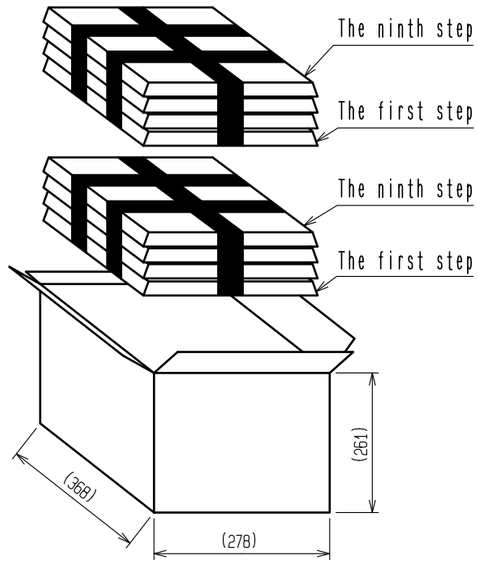

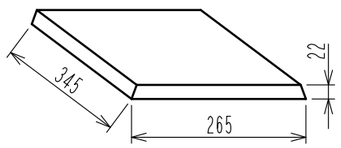

NO.	MATERIAL	FINISH , REMARKS	NO.	MATERIAL	FINISH , REMARKS
2	BRASS	TIN PLATING			
1	PBT	BLACK	3	BRASS	TIN PLATING

UNITS	SCALE	COUNT	DESCRIPTION OF REVISIONS	DESIGNED	CHECKED	DATE
mm	2 : 1	0				

HRS HIROSE ELECTRIC CO., LTD.

APPROVED	: HH.TSUKUMO	20200321	DRAWING NO.	EDC-166697-55-00
CHECKED	: HH.TSUKUMO	20200321	PART NO.	GT8E-6P-DS(55)
DESIGNED	: DONGCHAN KIM	20200319	CODE NO.	CL758-0042-5-55
DRAWN	: YK.MITSUISHI	20200306		0 1/1