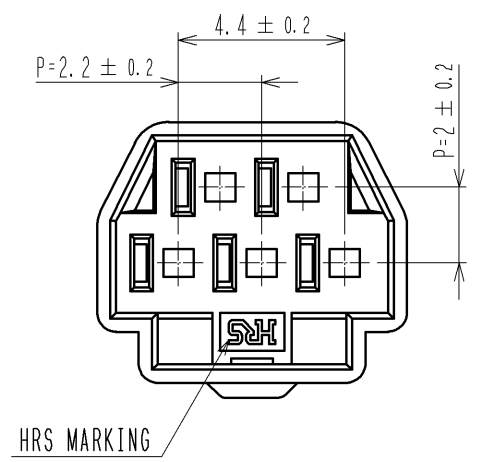
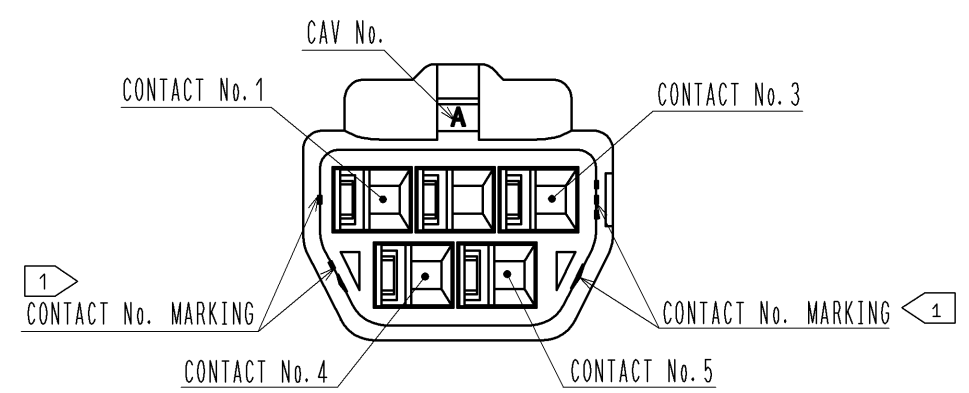
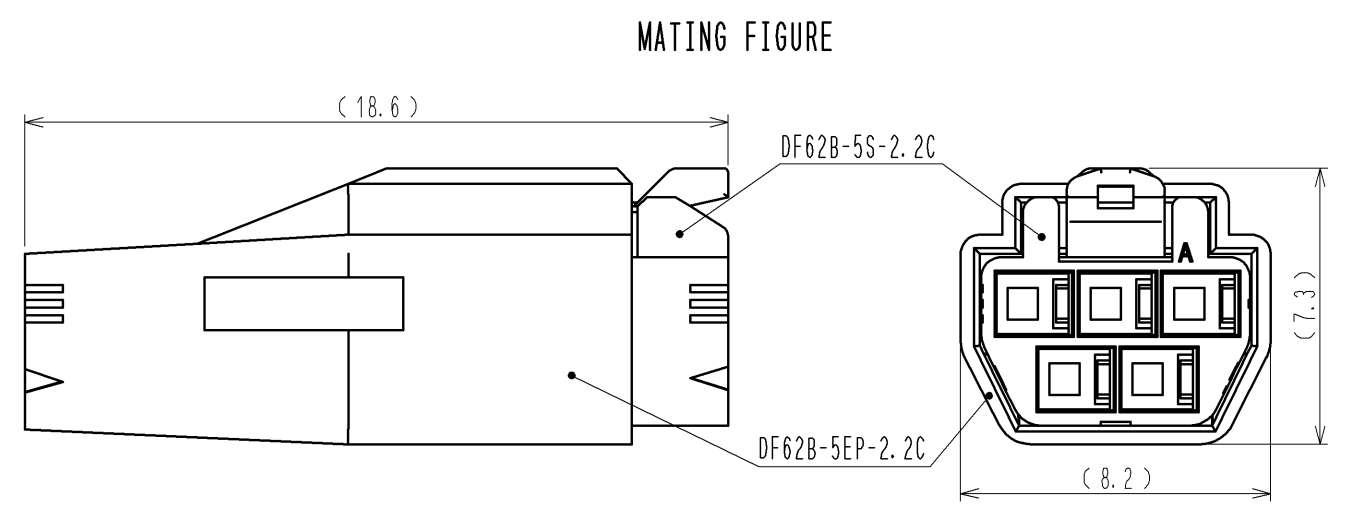
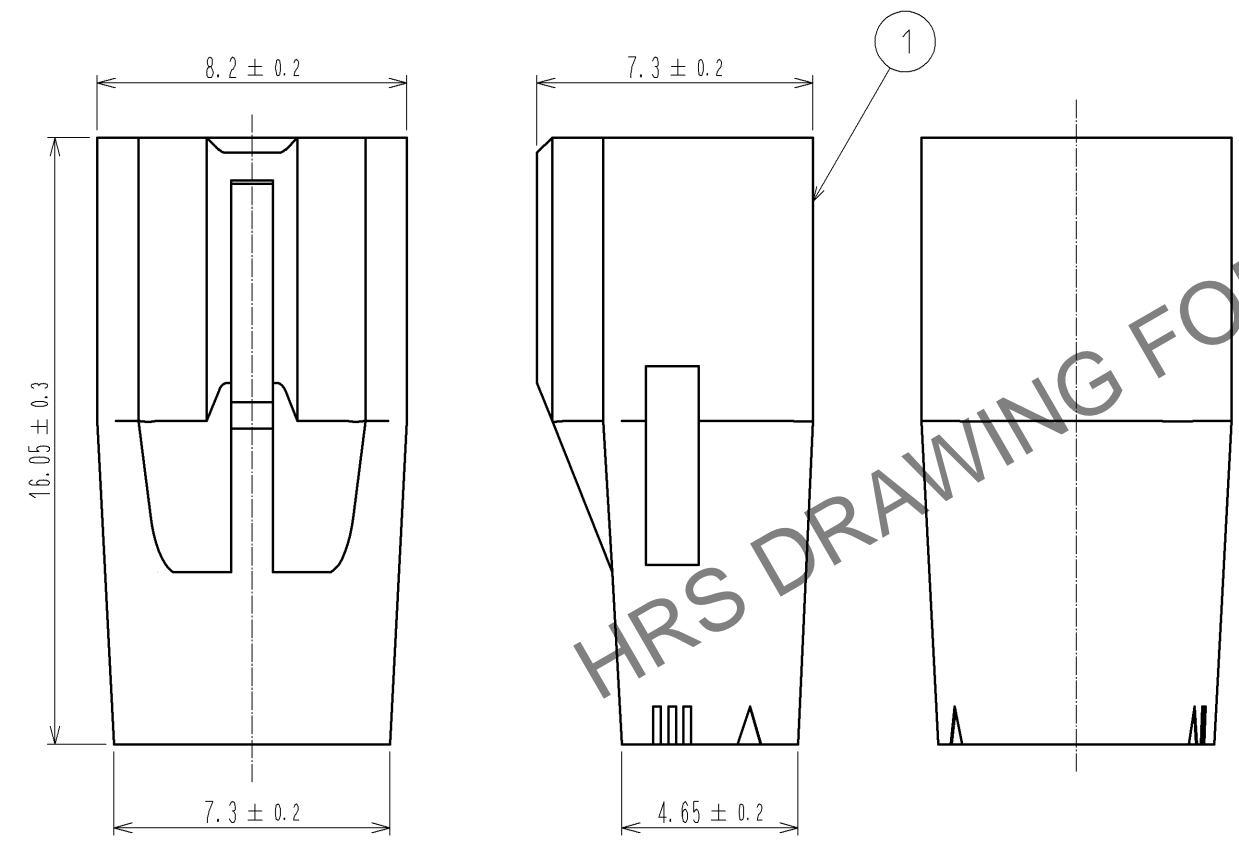
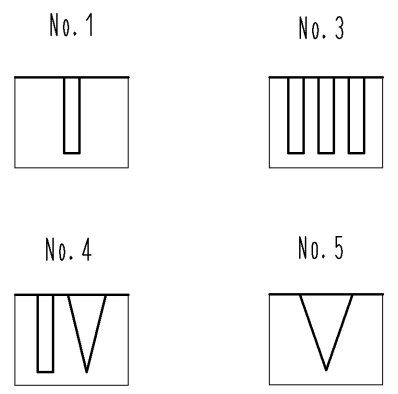


Feb.1.2026 Copyright 2026 HIROSE ELECTRIC CO., LTD. All Rights Reserved.
In case of consideration for using Automotive equipment / device which demand high reliability, kindly contact our sales window correspondents.



1> FIGURE-1 CONTACT No. MARKING (10:1)



NOTE. 1> MARKINGS AT THE INDICATED POSITIONS ARE CONTACT NO. MARKING. AND SHAPES ARE SHOWN IN FIGURE-1.
2. PER PACK : 100 PIECES.
3. THE DIMENSIONS IN PARENTHESIS ARE FOR REFERENCE.

NO.		MATERIAL		FINISH . REMARKS		1	PBT	UL94V-0 (BLACK)
UNITS		SCALE		COUNT	DESCRIPTION OF REVISIONS	DESIGNED	CHECKED	DATE
mm		5 : 1		△				
HRS HIROSE ELECTRIC CO., LTD.		APPROVED	: KI. AKIYAMA	13. 07. 04	DRAWING NO.	EDC3-351966-00		
		CHECED	: OM. MIYAMOTO	13. 07. 03	PART NO.	DF62B-5EP-2. 2C		
		DESIGNED	: TH. YOSHIZAWA	13. 07. 03	CODE NO.	CL544-0561-3-00		
		DRAWN	: MI. SAKIMURA	13. 06. 27				