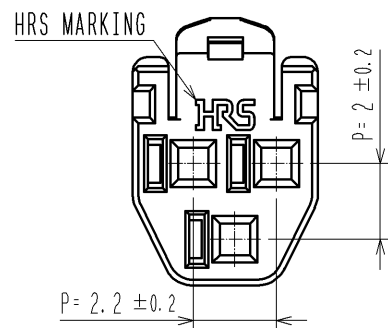
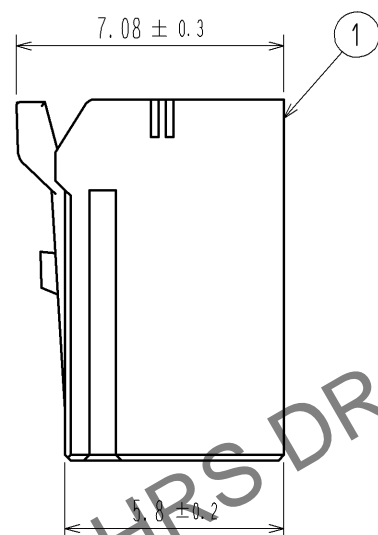
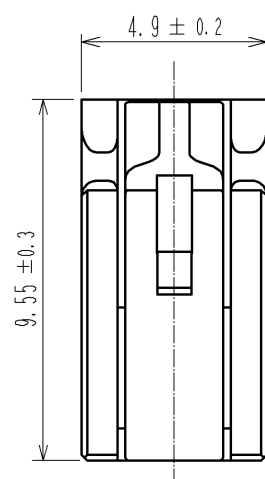
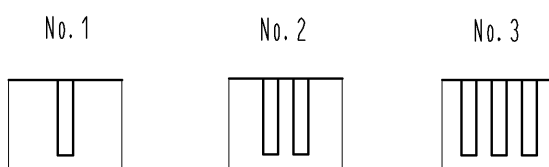
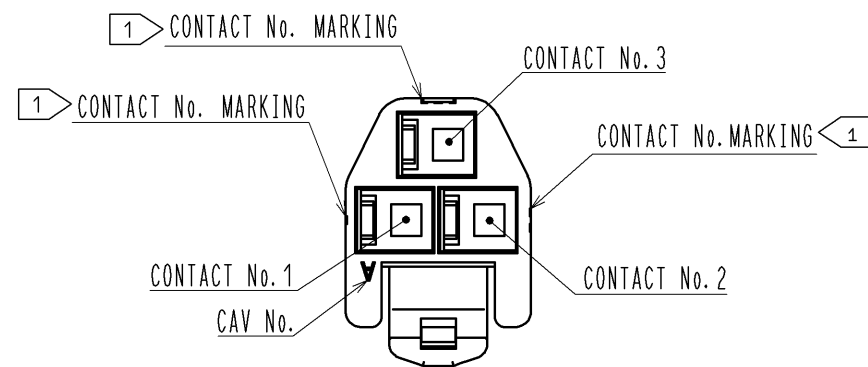
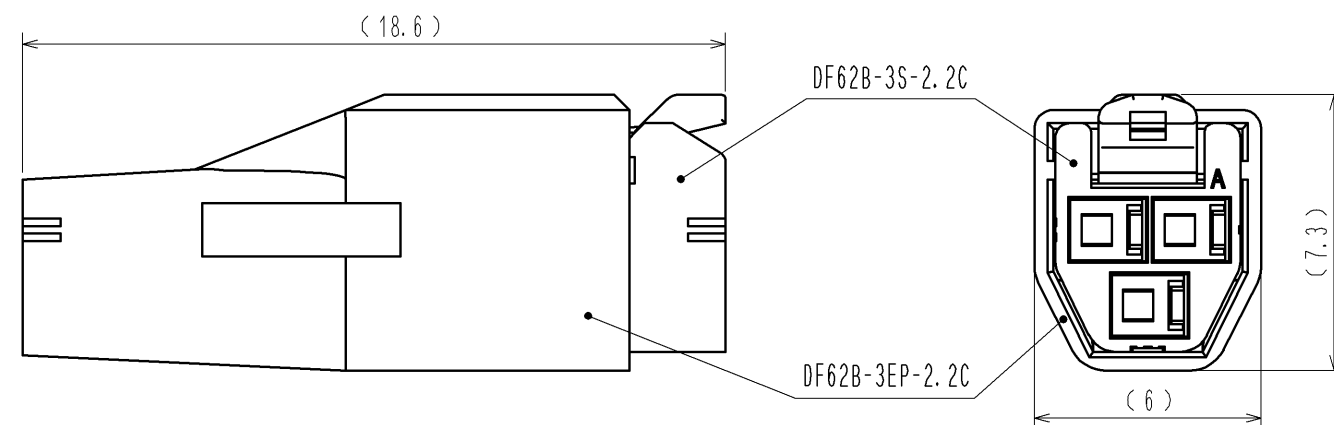


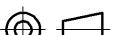



1> FIGURE-1 CONTACT No. MARKING (10:1)



MATING FIGURE



- NOTE. 1> MARKINGS AT THE INDICATED POSITIONS IS CONTACT NO. MARKING. AND SHAPES ARE SHOWN IN FIGURE-1.
2. PER PACK : 100 PIECES.
3. THE DIMENSIONS IN PARENTHESIS ARE FOR REFERENCE.

				1	PBT		UL94V-0(WHITE)		
NO.	MATERIAL		FINISH . REMARKS		NO.	MATERIAL		FINISH . REMARKS	
UNITS mm		SCALE		COUNT	DESCRIPTION OF REVISIONS		DESIGNED	CHECKED	DATE
		5 : 1							
 HIROSE ELECTRIC CO., LTD.		APPROVED : KI. AKIYAMA		13. 06. 06	DRAWING NO.		EDC3-351956-00		
		CHECED : MN. KENJO		13. 06. 06	PART NO.		DF62B-3S-2. 2C		
		DESIGNED : TH. YOSHIZAWA		13. 06. 06	CODE NO.		CL544-0552-2-00		
		DRAWN : TH. YOSHIZAWA		13. 06. 06					
								1/	