Feb.1.2026 Copyright 2026 HIROSE ELECTRIC CO., LTD. All Rights Reserved.
In case of consideration for using Automotive equipment / device which demand high reliability, kindly contact our sales window correspondents.

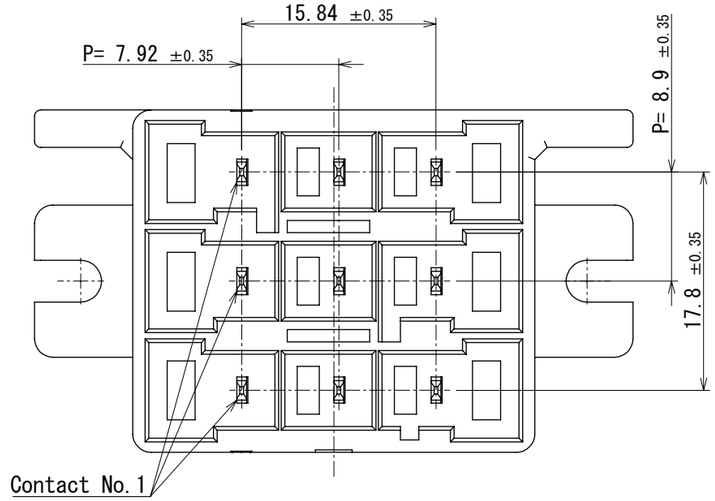

Recommended panel cutout dimension

Panel mount

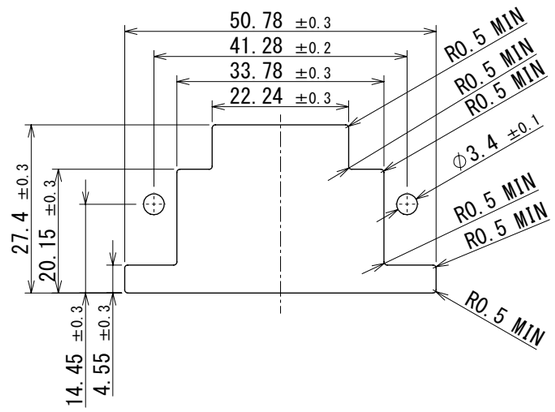

Surface attach

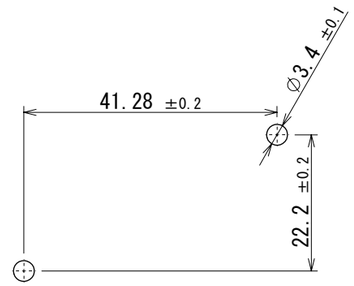

Mating diagram

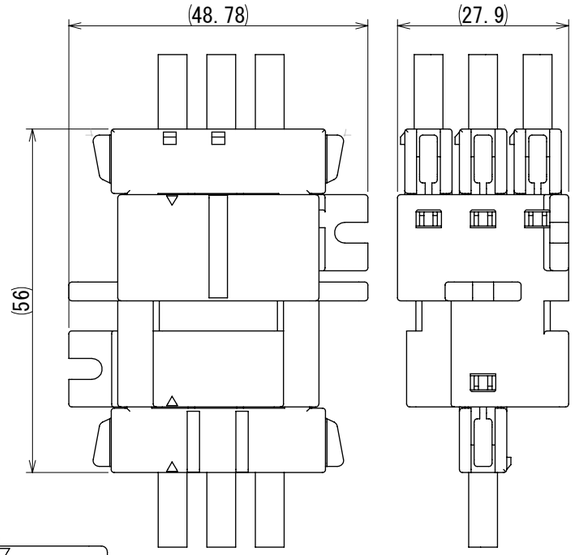

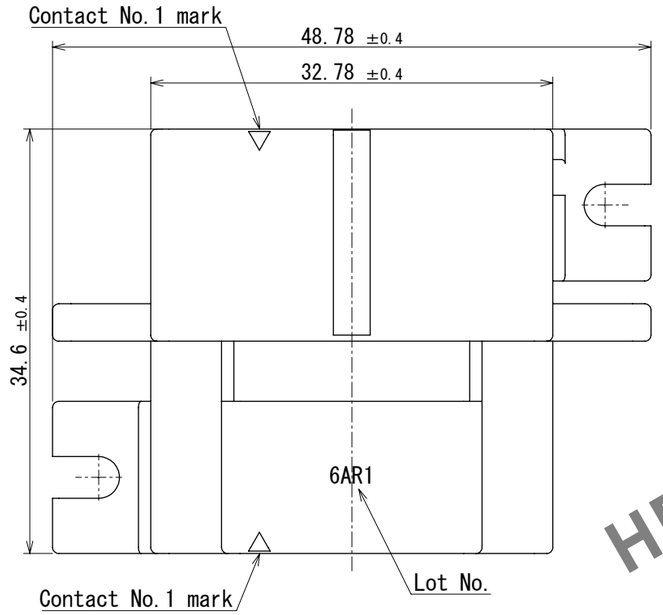

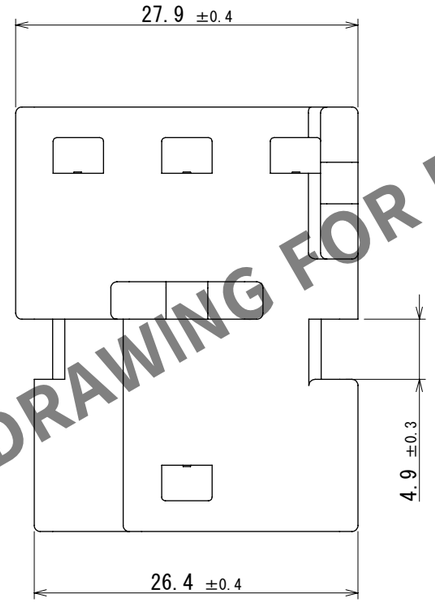

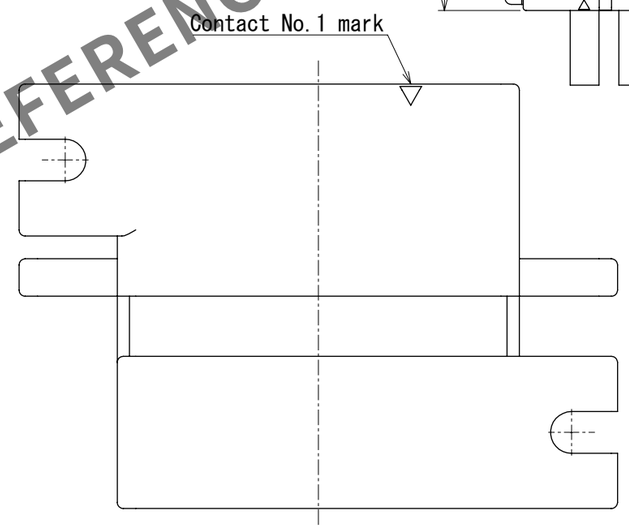

HRS DRAWING FOR REFERENCE

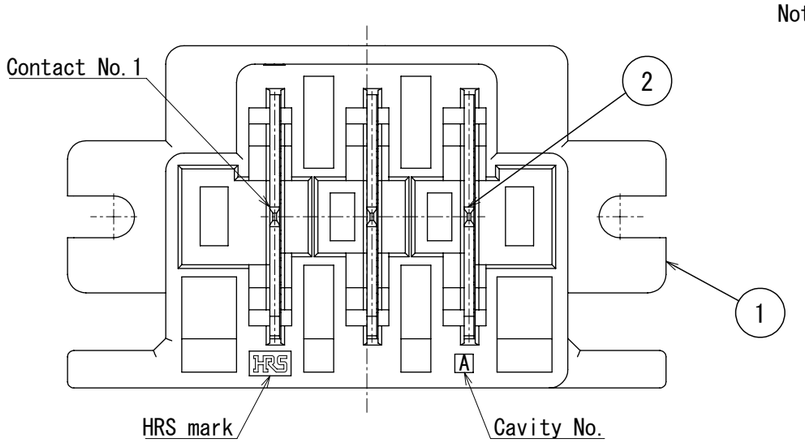

Note
1. 50 pieces per pack.
2. ( ) are reference dimensions.
3. Please refer to the technical specification (ETAP-H1189-00) for the packing type.
4. Refer to these manuals for handling this connector.
   Cable assembly: ETAD-H0798-01
   Mating and unmating operation: ETAD-H1025-00
5. Screw size: M3
   Recommended torque: 0.3 to 0.5 N·m
6. There may be slight scratches or dents on the appearance, but this does not affect the function.
7. UL(File No.E52653)
   C-UL(File No.E52653)
   TÜV(Certificate No.R9950703)
   aurthorization article

NO.	MATERIAL	FINISH , REMARKS	NO.	MATERIAL	FINISH , REMARKS
1	PBT	UL94V-0, BLACK	2	Cooper alloy	Surface : Gold plating 0.2μm MIN Base : Nickel plating 1μm MIN

UNITS	SCALE	COUNT	DESCRIPTION OF REVISIONS	DESIGNED	CHECKED	DATE
mm	2:1	0				2025.02.10

HIROSE ELECTRIC CO., LTD.

APPROVED	: SJ.OKAMURA	2025.03.28	DRAWING NO.	EDC-406664-00-00
CHECKED	: TT.OHSAKO	2025.03.28	PART NO.	DF22B-3EP-7.92A-3PRT
DESIGNED	: KT.NUMATA	2025.03.27	CODE NO.	CL0680-1217-0-00
DRAWN	: KT.NUMATA	2025.03.27		0 1/1