

Customer Information Sheet

DRAWING No.: G125-FCXXX68L0-XXXXL

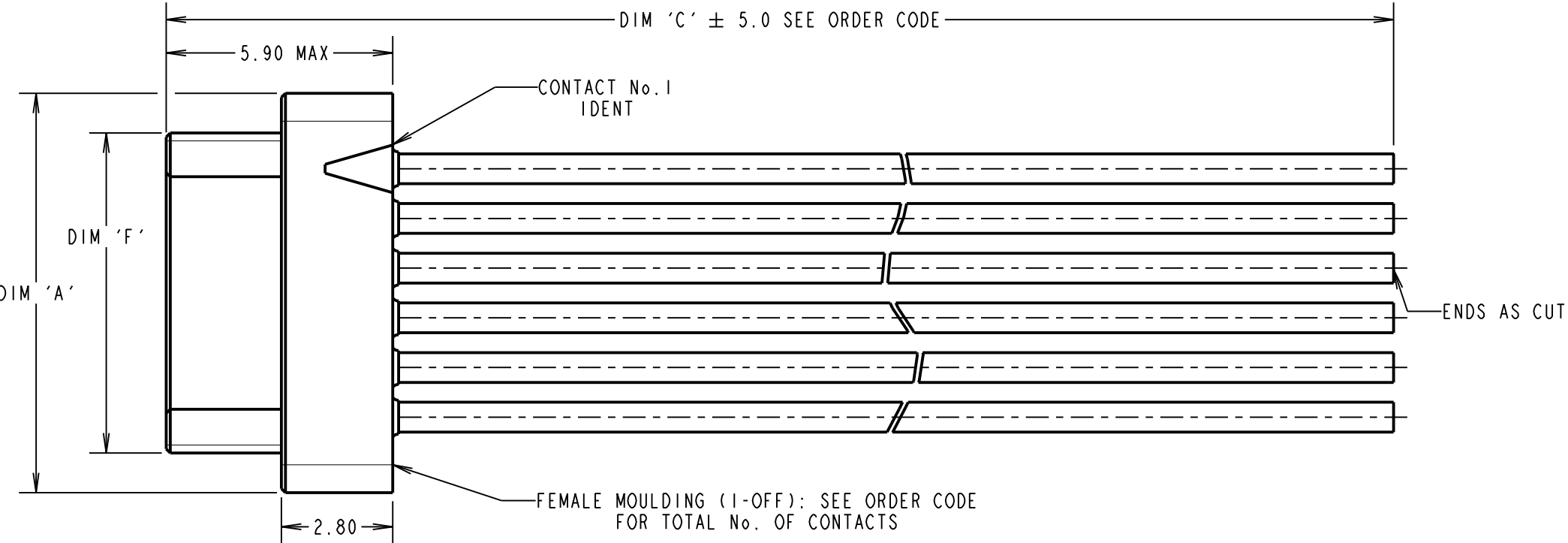
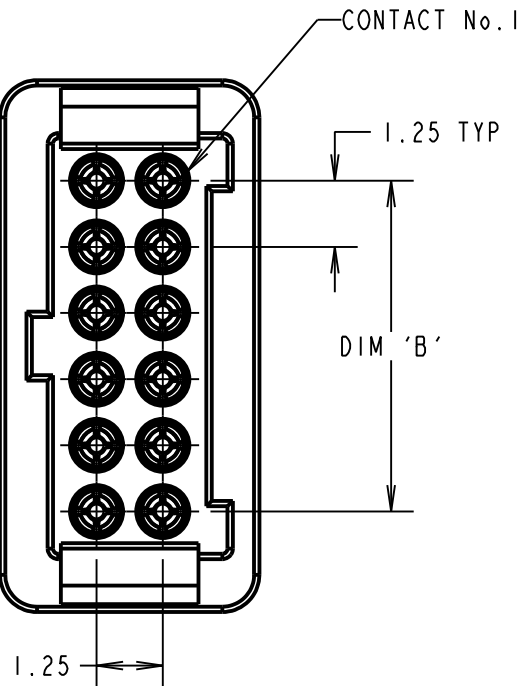
IF IN DOUBT - ASK

©

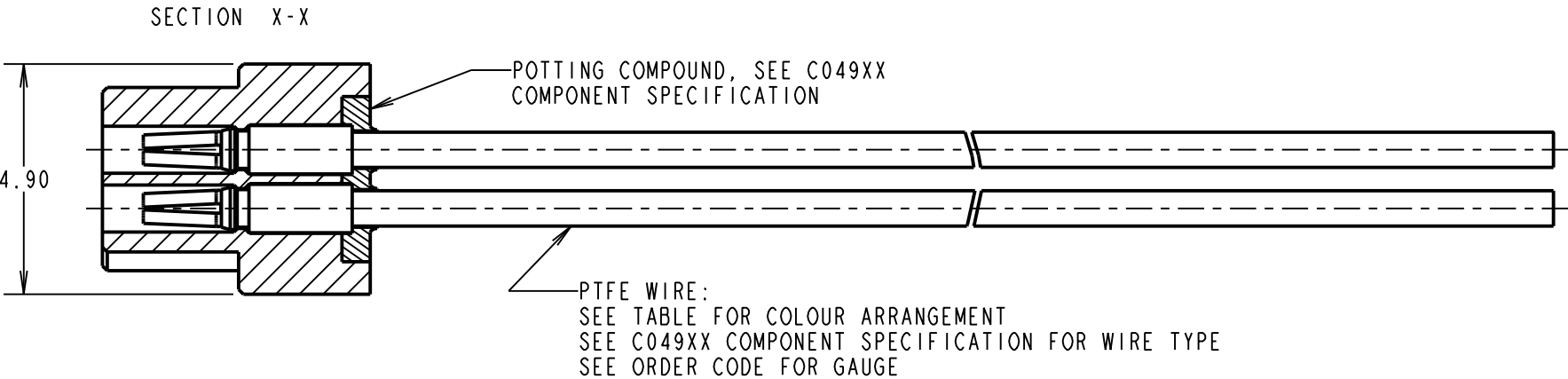
NOT TO SCALE

THIRD ANGLE PROJECTION

ALL DIMENSIONS IN mm



DIMENSION	MEASUREMENT
DIM 'A'	(TOTAL No. OF CONTACTS - 2) x 0.625 + 3.80
DIM 'B'	(TOTAL No. OF CONTACTS - 2) x 0.625
DIM 'F'	(TOTAL No. OF CONTACTS - 2) x 0.625 + 1.80
EXAMPLE PART No. 10 CONTACT CONNECTOR WITH 150mm OF 26AWG WIRE = G125-MC11068L0-0150L 26 CONTACT CONNECTOR WITH 450mm OF 30AWG WIRE = G125-MC32668L0-0450L	



CONTACT No.	WIRE COLOUR
1	BLACK
2	BROWN
3	RED
4	ORANGE
5	YELLOW
6	GREEN
7	BLUE
8	VIOLET
9	GREY
10	WHITE
WIRE COLOURS REPEAT IN ABOVE ORDER FOR CONNECTOR ASSEMBLIES OVER 10 CONTACTS.	

- NOTES:
- CABLE ASSEMBLIES WILL BE BULK PACKED IN BAGS.
 - FOR COMPLETE SPECIFICATION SEE COMPONENT SPECIFICATIONS C049XX AND C125XX (LATEST ISSUES).
 - CUSTOM LENGTH CABLE ASSEMBLIES CAN BE PRODUCED FROM 60mm TO 9999mm.



PATENTED TECHNOLOGY

ORDER CODE:

G125-FCXXX68L0-XXXXL

26 AWG = 1
28 AWG = 2
30 AWG = 3

DIM 'C' LENGTH:
0060 = 60mm MIN
9999 = 9999mm MAX

TOTAL No. OF CONTACTS:
06, 10, 12, 16,
20, 26, 34, 50

RTP	2	11.03.21	30101
NAME	ISS.	DATE	CN/CO
APPROVED: R.PORTLOCK			
CHECKED: R.ALEXANDER			
DRAWN: R.PORTLOCK			
CUSTOMER REF.:			
ASSEMBLY DRG:			

HARWIN

www.harwin.com
technical@harwin.com

THIS DRAWING AND ANY INFORMATION OR DESCRIPTIVE MATTER SET OUT HEREON ARE CONFIDENTIAL AND COPYRIGHT PROPERTY OF THE HARWIN GROUP AND MUST NOT BE DISCLOSED, LOANED, COPIED OR USED FOR MANUFACTURING, TENDERING OR FOR ANY OTHER PURPOSE WITHOUT THEIR WRITTEN PERMISSION.

TOLERANCES
X. = ±1mm
X.X = ±0.50mm
X.XX = ±0.20mm
X.XXX = ±0.01mm
ANGLES = ±5°
UNLESS STATED

MATERIAL:

SEE ABOVE

FINISH:

SEE ABOVE

S/AREA:

mm²

TITLE:

G125 SERIES FEMALE CRIMP CONNECTOR WITH PIGTAIL

DRAWING NUMBER:

G125-FCXXX68L0-XXXXL

SHT

3

OF 3