



Image for illustrative purpose only

Summary

[Request a quote](#)

[Catalog](#)

[Customer Drawing](#)

Number of contacts Low Voltage	4
Wire Size/AWG	34 - 28
Socket / Receptacle	Socket / Receptacle - Fixed Panel Front Mounted
Locking system	Threaded
Size	3
Suggested matching part	FVG.03.304.CLAC27

https://www.lemo.com/int_en/hrg-03-304-cllpv.html

LEMO products and services are provided "as is". LEMO makes no warranties or representations with regard to LEMO product & services or use of them, express, implied or statutory, including for accuracy, completeness, or security. The user is fully responsible for his products and applications using LEMO components.

Technical details

Electrical Configuration

Number of contacts Low Voltage	4
Contact Termination Low voltage	Solder
R (max)	8.7 mOhm
Insert configuration value	3.304 - 4 Low Voltage
Rated current	2 A
Max. Solid Conductor	0.09 mm ² (AWG 28)
Max. Stranded Conductor	0.05 mm ² (AWG 30)
Bucket Dia.	0.4 mm (0.016in)
Contact Dia.	0.5 mm (0.02in)
Wire Size/AWG	34 - 28

Form & Material

Shell style / Model id	HRG - Fixed socket, key (G), hexagonal flange, nut fixing, no flats on fixing thread, watertight
Socket / Receptacle	Fixed Panel Front Mounted
Housing material	Brass (chrome plated [SAE AMS 2460]) shell and collet nut, nickel plated [SAE AMS QQ N 290] brass latch sleeve and mid pieces
Locking system	Threaded
Keying	G: 1 key (alpha=0, Plug: male contacts, Receptacle: female contacts)
Variant	Watertight / Vacuum-tested unmated (connector to device)
Weight	4.57 g










https://www.lemo.com/int_en/hrg-03-304-cllpv.html

LEMO products and services are provided "as is". LEMO makes no warranties or representations with regard to LEMO product & services or use of them, express, implied or statutory, including for accuracy, completeness, or security. The user is fully responsible for his products and applications using LEMO components.

Environment

Environmental sealing (IP rating)	Hermetic unmated
Temperature range	-20°C / +100°C
Climatic Category	20/200/21
Humidity (max)	<=95% [at 60 deg C /140 F]
Shielding (min)	100 dB (10 MHz)
Shielding (min)	80 dB (1 GHz)
Pressure	60 bars (120 bars with LEMO cable assembly)
R leak (He) (max)	10 ⁻⁷ mbar·l/s (if vacuum-tested)
Salt Spray Corrosion	>1000 hr

Cables

Cable PartNumber	Material	Colour	Cable image
CMN.04.T28.031PGCE	PVC	GREY	
CMN.04.T28.031PGZE		grey	
CMN.04.T28.031PNCE	PVC	Black	
CMN.04.T28.031PNZE			
CMN.04.T28.031QGC	TPR	Grey	
40080	PVC	Black	
40086	PVC	Blue	
4041	PVC	Grey	
4050	PVC	Black	
4080	PVC	Grey	
417920	PVC	Grey	
4280	PVC	Black	
80080	PVC	Grey	
80082	PVC	Red	
80084	PVC	Black	
CTR.75.030.121870G	PVC	Grey	

https://www.lemo.com/int_en/hrg-03-304-cllpv.html

LEMO products and services are provided "as is". LEMO makes no warranties or representations with regard to LEMO product & services or use of them, express, implied or statutory, including for accuracy, completeness, or security. The user is fully responsible for his products and applications using LEMO components.