



Image for illustrative purpose only

Summary

[Request a quote](#)

[Catalog](#)

[See video assembly instructions](#)

[Customer Drawing](#)

| | |
|------------------------------------|--|
| Number of contacts Low Voltage | 2 |
| Wire Size/AWG | 24 - 20 |
| Gender | Standard |
| Plug | Plug - Straight |
| Locking system | Push-pull |
| Jacket cable outside diameter [mm] | 3.80 - 9.00 mm |
| Size | 0F |
| Suggested matching part | EGN.0F.302.XLM EEN.0F.302.XLM |
| Series | F - Rugged Push-Pull |

https://www.lemo.com/int_en/solutions/optima/f-rugged-push-pull/fgn-0f-302-xlc.html

LEMO products and services are provided "as is". LEMO makes no warranties or representations with regard to LEMO product & services or use of them, express, implied or statutory, including for accuracy, completeness, or security. The user is fully responsible for his products and applications using LEMO components.

Technical details

Electrical Configuration

| | |
|---------------------------------|-------------------------------|
| Number of contacts Low Voltage | 2 |
| Contact Termination Low voltage | Crimp |
| R (max) | 4.8 mOhm |
| Insert configuration value | 0F.302 - 2 Low Voltage |
| Insulator | L: PEEK (UL 94 / V-0/1.5) |
| Rated current | 10 A |
| Vtest (contact-contact) | 1450 V (AC), 2100 V (DC) |
| Vtest (contact-shell) | 1200 V (AC), 1700 V (DC) |
| Contact retention | 30 N |
| Max. Conductor | 0.5 mm ² (AWG 20) |
| Min. Conductor | 0.25 mm ² (AWG 24) |
| Bucket Dia. | 1.1 mm (0.043in) |
| Contact Dia. | 0.9 mm (0.035in) |
| Wire Size/AWG | 24 - 20 |
| Gender | Standard |

Form & Material

| | |
|------------------------|---|
| Shell style / Model id | FG - Straight plug |
| Plug | Straight |
| Housing material | Aluminium (nickel plated [SAE AMS QQ N 290], anthracite color) shell and nut, other pieces bronze/brass |
| Locking system | Push-pull |
| Keying | 3 keys (beta=165, gamma=30, plug: male contacts, receptacle: female contacts) |
| Colour | Grey |
| Weight | 6.46 g |

https://www.lemo.com/int_en/solutions/optima/f-rugged-push-pull/fgn-0f-302-xlc.html

LEMO products and services are provided "as is". LEMO makes no warranties or representations with regard to LEMO product & services or use of them, express, implied or statutory, including for accuracy, completeness, or security. The user is fully responsible for his products and applications using LEMO components.

Environment

| | |
|-----------------------------------|---|
| Technical domain | Motorsport, Security and Defence |
| Environmental sealing (IP rating) | IP67 |
| Endurance | 1000 mating cycles |
| Temperature range | -15°C / +200°C (max. temperature valid for short periods of use.) |
| Climatic Category | 15/200/21 (Aluminium shell) |
| Humidity (max) | <=95% [at 60 deg C /140 F] |
| Shock Resistance | 100 g [6 ms] |
| Vibration | 15 g [10 Hz - 2000 Hz] |
| Salt Spray Corrosion | max. 48 hr |

Cable fixation

| | |
|------------------------------------|----------------|
| Cable termination protection | Heatshrink |
| Fixation type | Heatshrink |
| Jacket cable outside diameter [mm] | 3.80 - 9.00 mm |

Recommended By Lemo

Accessories

| | |
|---------------------|--------------------------------|
| Replacement contact | FGG.0B.560.ZZC |
| Compatible cap | BFG.0F.100.XAZ |























Tools

| | |
|-----------------|--------------------------------|
| Positionner | DCE.91.090.BVC |
| Extraction tool | DCC.09.05B.LAG |
| Crimp tool | DPC.91.701.V |

https://www.lemo.com/int_en/solutions/optima/f-rugged-push-pull/fgn-0f-302-xlc.html

LEMO products and services are provided "as is". LEMO makes no warranties or representations with regard to LEMO product & services or use of them, express, implied or statutory, including for accuracy, completeness, or security. The user is fully responsible for his products and applications using LEMO components.

Cables

| Cable PartNumber | Material | Colour | Cable image |
|--------------------|---------------|--------|--|
| CMN.02.T20.047PGZE | | grey |  |
| CMN.02.T20.047PNZE | | |  |
| CMN.02.T20.048QGZE | TPR (medical) | Grey |  |
| 102080 | PVC | Grey | |
| 120184 | PVC | Black |  |
| 120240 | PVC | Black |  |
| 120250 | PVC | Grey |  |
| 120500 | PVC | Grey |  |
| 120501 | PVC | Grey |  |
| 120751 | PVC | Grey |  |
| 20140 | PVC | Grey |  |
| 20140 | PVC | Grey |  |
| 20142 | PVC | Red |  |
| 20143 | PVC | Green |  |
| 20144 | PVC | Black |  |
| 20145 | PVC | Yellow |  |
| 20146 | PVC | Black |  |
| 20260 | PVC | Black |  |
| 20264 | PVC | Black |  |
| 20266 | PVC | Violet |  |
| 220750 | PVC | Grey |  |
| 2221 | PVC | Black |  |
| 2280 | PVC | Black |  |
| 4082 | PVC | Grey | |

https://www.lemo.com/int_en/solutions/optima/f-rugged-push-pull/fgn-0f-302-xlc.html

LEMO products and services are provided "as is". LEMO makes no warranties or representations with regard to LEMO product & services or use of them, express, implied or statutory, including for accuracy, completeness, or security. The user is fully responsible for his products and applications using LEMO components.