

[Standard](#)

Image for illustrative purpose only

Summary

[Request a quote](#)[SE series](#)[Customer Drawing](#)

Number of contacts Low Voltage	2
Wire Size/AWG	28 - 20
Plug	Plug - Straight
Locking system	Push-pull
Jacket cable outside diameter [mm]	2.20 - 3.20 mm
Size	1S
Suggested matching part	ERA.1S.302.CLL EHP.1S.302.CLL
Series	S - Indoor Stepped Insert

https://www.lemo.com/int_en/solutions/originals/s-indoor-stepped-insert/ffa-1s-302-clac32.html

LEMO products and services are provided "as is". LEMO makes no warranties or representations with regard to LEMO product & services or use of them, express, implied or statutory, including for accuracy, completeness, or security. The user is fully responsible for his products and applications using LEMO components.

Technical details

Electrical Configuration

Number of contacts Low Voltage	2
Contact Termination Low voltage	Solder
R (max)	3.6 mOhm
Insert configuration value	1S.302 - 2 Low Voltage
Insulator	L: PEEK (UL 94 / V-0/1.5)
Rated current	15 A
Test voltage (kV DC)	1.8
Max. Solid Conductor	0.5 mm ² (AWG 20)
Max. Stranded Conductor	0.5 mm ² (AWG 20)
Bucket Dia.	1 mm (0.039in)
Contact Dia.	1.3 mm (0.051in)
Wire Size/AWG	28 - 20

Form & Material

Shell style / Model id	FFA - Straight plug, cable collet
Plug	Straight
Housing material	Brass (chrome plated [SAE AMS 2460]) shell and collet nut, nickel plated [SAE AMS QQ N 290] brass latch sleeve and mid pieces
Locking system	Push-pull
Keying	Hermaphroditic keying (half moon insert) with male pin 1
Colour	Grey
Weight	13.95 g

https://www.lemo.com/int_en/solutions/originals/s-indoor-stepped-insert/ffa-1s-302-clac32.html

LEMO products and services are provided "as is". LEMO makes no warranties or representations with regard to LEMO product & services or use of them, express, implied or statutory, including for accuracy, completeness, or security. The user is fully responsible for his products and applications using LEMO components.

Environment

Technical domain	Audio Video, Energy and Industrial, Semiconductor, Test and Measurement
Environmental sealing (IP rating)	IP50
Endurance	5000 mating cycles
Temperature range	-55°C / +250°C (max. temperature valid for short periods of use.)
Climatic Category	55/175/21
Humidity (max)	<=95% [at 60 deg C /140 F]
Shielding (min)	75 dB (10 MHz)
Shielding (min)	40 dB (1 GHz)
Shock Resistance	100 g [6 ms]
Vibration	15 g [10 Hz - 2000 Hz]
Salt Spray Corrosion	>1000 hr

Cable fixation

Cable termination protection	Standard back nut (no additional protection)
Fixation type	Cable collet
Jacket cable outside diameter [mm]	2.20 - 3.20 mm

Recommended By Lemo

Accessories

Compatible cap	BFG.1B.100.PCZG
----------------	---------------------------------

CAD







Documents

Eplan	Download
-------	--------------------------

https://www.lemo.com/int_en/solutions/originals/s-indoor-stepped-insert/ffa-1s-302-clac32.html

LEMO products and services are provided "as is". LEMO makes no warranties or representations with regard to LEMO product & services or use of them, express, implied or statutory, including for accuracy, completeness, or security. The user is fully responsible for his products and applications using LEMO components.

Cables

Cable PartNumber	Material	Colour	Cable image
CMN.02.T28.030PGCE	PVC	GREY	
CMN.02.T28.030PGZE		grey	
CMN.02.T28.030PNCE	PVC	Black	
CMN.02.T28.030PNZE			
2050	PVC	Black	
2260	PTFE	White	

https://www.lemo.com/int_en/solutions/originals/s-indoor-stepped-insert/ffa-1s-302-clac32.html

LEMO products and services are provided “as is”. LEMO makes no warranties or representations with regard to LEMO product & services or use of them, express, implied or statutory, including for accuracy, completeness, or security. The user is fully responsible for his products and applications using LEMO components.