

[Standard](#)

Image for illustrative purpose only

Summary

[Request a quote](#)[SE series](#)[Customer Drawing](#)

Number of contacts Low Voltage	3
Wire Size/AWG	32 - 24
Plug	Plug - Straight
Locking system	Push-pull
Jacket cable outside diameter [mm]	2.30 - 3.20 mm
Size	0S
Suggested matching part	ERA.0S.303.CLL HGW.0S.303.CLLSV
Series	S - Indoor Stepped Insert

https://www.lemo.com/int_en/solutions/originals/s-indoor-stepped-insert/ffa-0s-303-clac32.html

LEMO products and services are provided "as is". LEMO makes no warranties or representations with regard to LEMO product & services or use of them, express, implied or statutory, including for accuracy, completeness, or security. The user is fully responsible for his products and applications using LEMO components.

Technical details

Electrical Configuration

Number of contacts Low Voltage	3
Contact Termination Low voltage	Solder
R (max)	6.1 mOhm
Insert configuration value	0S.303 - 3 Low Voltage
Footprint IPC Class3 compatibility	No
Insulator	L: PEEK (UL 94 / V-0/1.5)
Rated current	7 A
Test voltage (kV DC)	1.5
Max. Solid Conductor	0.25 mm ² (AWG 24)
Max. Stranded Conductor	0.14 mm ² (AWG 26)
Bucket Dia.	0.6 mm (0.024in)
Contact Dia.	0.7 mm (0.028in)
Wire Size/AWG	32 - 24

Form & Material

Shell style / Model id	FFA - Straight plug, cable collet
Plug	Straight
Housing material	Brass (chrome plated [SAE AMS 2460]) shell and collet nut, nickel plated [SAE AMS QQ N 290] brass latch sleeve and mid pieces
Locking system	Push-pull
Keying	Hermaphroditic keying (half moon insert) with male pin 1
Colour	Grey
Weight	7.79 g

https://www.lemo.com/int_en/solutions/originals/s-indoor-stepped-insert/ffa-0s-303-clac32.html

LEMO products and services are provided "as is". LEMO makes no warranties or representations with regard to LEMO product & services or use of them, express, implied or statutory, including for accuracy, completeness, or security. The user is fully responsible for his products and applications using LEMO components.

Environment

Technical domain	Audio Video, Energy and Industrial, Semiconductor, Test and Measurement
Environmental sealing (IP rating)	IP50
Endurance	5000 mating cycles
Temperature range	-55°C / +250°C (max. temperature valid for short periods of use.)
Climatic Category	55/175/21
Humidity (max)	<=95% [at 60 deg C /140 F]
Shielding (min)	75 dB (10 MHz)
Shielding (min)	40 dB (1 GHz)
Shock Resistance	100 g [6 ms]
Vibration	15 g [10 Hz - 2000 Hz]
Salt Spray Corrosion	>1000 hr

Cable fixation

Cable termination protection	Standard back nut (no additional protection)
Fixation type	Cable collet
Jacket cable outside diameter [mm]	2.30 - 3.20 mm

Recommended By Lemo

Accessories

Compatible cap	BFG.0B.100.PCZG
----------------	---------------------------------

CAD








Documents

Eplan	Download
-------	--------------------------

https://www.lemo.com/int_en/solutions/originals/s-indoor-stepped-insert/ffa-0s-303-clac32.html

LEMO products and services are provided "as is". LEMO makes no warranties or representations with regard to LEMO product & services or use of them, express, implied or statutory, including for accuracy, completeness, or security. The user is fully responsible for his products and applications using LEMO components.

Cables

Cable PartNumber	Material	Colour	Cable image
CMN.03.T28.031PGCE	PVC	GREY	
CMN.03.T28.031PGZE		grey	
CMN.03.T28.031PNCE	PVC	Black	
CMN.03.T28.031PNZE			
30141	PVC	Grey	
3041	PVC	Grey	
3050	PVC	Black	
3081	PVC	Black	

https://www.lemo.com/int_en/solutions/originals/s-indoor-stepped-insert/ffa-0s-303-clac32.html

LEMO products and services are provided "as is". LEMO makes no warranties or representations with regard to LEMO product & services or use of them, express, implied or statutory, including for accuracy, completeness, or security. The user is fully responsible for his products and applications using LEMO components.