



*Image for illustrative purpose only*

## Summary

[Request a quote](#)

[unipole multipole](#)

Number of contacts Low Voltage	4
Wire Size/AWG	28 - 20
Plug	Plug - Fixed
Locking system	Push-pull
Size	2C
Suggested matching part	<a href="#">PCA.2C.304.CLLC62</a>

[https://www.lemo.com/int\\_en/faa-2c-304-cla.html](https://www.lemo.com/int_en/faa-2c-304-cla.html)

LEMO products and services are provided "as is". LEMO makes no warranties or representations with regard to LEMO product & services or use of them, express, implied or statutory, including for accuracy, completeness, or security. The user is fully responsible for his products and applications using LEMO components.

# Technical details

## Electrical Configuration

Number of contacts Low Voltage	4
Contact Termination Low voltage	Solder
Insert configuration value	2C.304 - 4 Low Voltage
Footprint IPC Class3 compatibility	No
Insulator	L: PEEK (UL 94 / V-0/1.5)
Rated current	15 A
Vtest	1800 V (AC), 2400 V (DC)
Bucket Dia.	1
Contact Dia.	1.3
Wire Size/AWG	28 - 20

## Form & Material

Shell style / Model id	FAA - Fixed plug, non-latching, nut fixing
Plug	Fixed
Housing material	Brass (chrome plated [SAE AMS 2460]) shell and collet nut, nickel plated [SAE AMS QQ N 290] brass latch sleeve and mid pieces
Locking system	Push-pull
Keying	Hermaphroditic keying (half moon insert) with male pin 1
Weight	10.11 g

## Environment

Environmental sealing (IP rating)	IP50
Endurance	500 mating cycles
Salt Spray Corrosion	>1000 hr

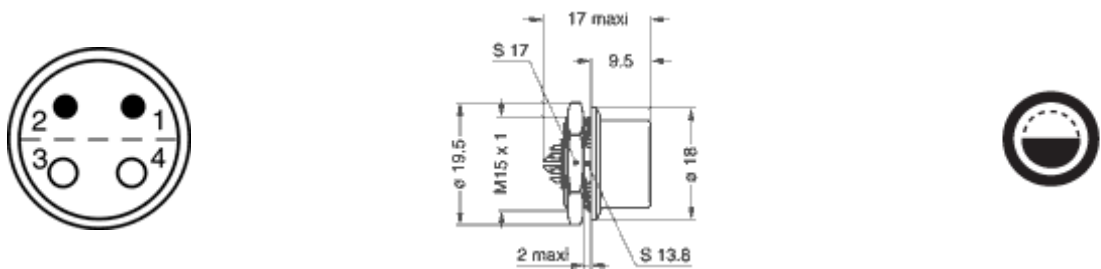
## Cable fixation

Cable termination protection	Standard back nut (no additional protection)
Fixation type	Cable collet
Panel Drill Hole	M15

[https://www.lemo.com/int\\_en/faa-2c-304-cla.html](https://www.lemo.com/int_en/faa-2c-304-cla.html)

LEMO products and services are provided "as is". LEMO makes no warranties or representations with regard to LEMO product & services or use of them, express, implied or statutory, including for accuracy, completeness, or security. The user is fully responsible for his products and applications using LEMO components.













# Drawings



## Dimensions

	A	L	e
mm.	18	17	M15x1.0
in.	0.71	0.67	

# Cables

Cable PartNumber	Material	Colour	Cable image
CMN.04.T20.053PGZE		grey	
CMN.04.T20.053PNZE			
CMN.04.T20.053QGZE	TPR (medical)	Grey	
CMN.04.T22.047QGC	TPR	Grey	
CMN.04.T22.048QGZE	TPR (medical)	Grey	
CMN.04.T28.031PGCE	PVC	GREY	
CMN.04.T28.031PGZE		grey	
CMN.04.T28.031PNCE	PVC	Black	
CMN.04.T28.031PNZE			
CMN.04.T28.031QGC	TPR	Grey	
140240	PVC	Black	
140250	PVC	Grey	
240500	PVC	Grey	
240750	PVC	Grey	
40080	PVC	Black	
40086	PVC	Blue	
40140	PVC	Black	
40240	PTFE	White	
40260	PVC	Black	
4041	PVC	Grey	
4050	PVC	Black	
4080	PVC	Grey	
417920	PVC	Grey	
4220	PVC	Black	
4221	PVC	Black	
4260	PTFE	White	
4280	PVC	Black	
80080	PVC	Grey	
80082	PVC	Red	
80084	PVC	Black	
CTR.75.030.121870G	PVC	Grey	

[https://www.lemo.com/int\\_en/faa-2c-304-cla.html](https://www.lemo.com/int_en/faa-2c-304-cla.html)

LEMO products and services are provided "as is". LEMO makes no warranties or representations with regard to LEMO product & services or use of them, express, implied or statutory, including for accuracy, completeness, or security. The user is fully responsible for his products and applications using LEMO components.