

Special

*Image for illustrative purpose only*

Summary

[Request a quote](#)[BKT series](#)

Number of contacts Low Voltage	7
Wire Size/AWG	34 - 28
Gender	Standard
Socket / Receptacle	Socket / Receptacle - Fixed Panel Front Mounted
Locking system	Push-pull
Jacket cable outside diameter [mm]	1.00 - 8.30 mm
Size	0B
Suggested matching part	FGG.0B.307.GLAD42N
Series	B - Indoor keyed

https://www.lemo.com/int_en/solutions/originals/b-indoor-keyed/eng-0b-307-gll.html

LEMO products and services are provided "as is". LEMO makes no warranties or representations with regard to LEMO product & services or use of them, express, implied or statutory, including for accuracy, completeness, or security. The user is fully responsible for his products and applications using LEMO components.

Technical details

Electrical Configuration

Number of contacts Low Voltage	7
Contact Termination Low voltage	Solder
R (max)	8.7 mOhm
Insert configuration value	0B.307 - 7 Low Voltage
Insulator	L: PEEK (UL 94 / V-0/1.5)
Rated current	3 A
Vtest (contact-contact)	1.1 kV (DC)
Vtest (contact-shell)	1 kV (DC)
Max. Solid Conductor	0.09 mm ² (AWG 28)
Max. Stranded Conductor	0.09 mm ² (AWG 28)
Bucket Dia.	0.45 mm (0.018in)
Contact Dia.	0.5 mm (0.02in)
Wire Size/AWG	34 - 28
Gender	Standard

Form & Material

Shell style / Model id	EN - Fixed receptacle with grounding tab, nut fixing
Socket / Receptacle	Fixed Panel Front Mounted
Housing material	PEEK (Polyetheretherketone) shell and collet nut, nickel plated [SAE AMS QQ N 290] brass latch sleeve+mid pieces (if plug)
Locking system	Push-pull
Keying	G: 1 key (alpha=0, plug: male contacts, receptacle: female contacts)
Weight	2.46 g

https://www.lemo.com/int_en/solutions/originals/b-indoor-keyed/eng-0b-307-gll.html

LEMO products and services are provided "as is". LEMO makes no warranties or representations with regard to LEMO product & services or use of them, express, implied or statutory, including for accuracy, completeness, or security. The user is fully responsible for his products and applications using LEMO components.

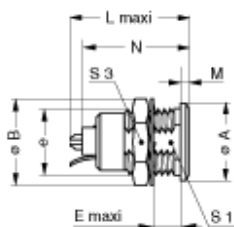
Environment

Technical domain	Audio Video, Energy and Industrial, Medical, Semiconductor, Specialties and Other, Test and Measurement, Transportation, Aerospace and UAV
Environmental sealing (IP rating)	IP50
Endurance	5000 mating cycles
Temperature range	-50°C / +250°C (max. temperature valid for short periods of use.)
Climatic Category	55/175/21
Humidity (max)	<=95% [at 60 deg C /140 F]
Shielding (min)	75 dB (10 MHz)
Shielding (min)	40 dB (1 GHz)
Shock Resistance	100 g [6 ms]
Vibration	15 g [10 Hz - 2000 Hz]

Cable fixation

Jacket cable outside diameter [mm]	1.00 - 8.30 mm
------------------------------------	----------------

Drawings








Dimensions

	A	B	e	E	L	M	N	S1	S3
mm.	10	12.5	M9x0.6	7	20.7	1.2	19.1	8.2	11
in.	0.39	0.49		0.28	0.81	0.05	0.75	0.32	0.43

https://www.lemo.com/int_en/solutions/originals/b-indoor-keyed/eng-0b-307-gll.html

LEMO products and services are provided "as is". LEMO makes no warranties or representations with regard to LEMO product & services or use of them, express, implied or statutory, including for accuracy, completeness, or security. The user is fully responsible for his products and applications using LEMO components.

Cables

Cable PartNumber	Material	Colour	Cable image
CMN.07.T28.044PGZE		grey	
CMN.07.T28.044PNZE			
7041	PVC	Grey	
7050	PVC	Black	
717920	PVC	Grey	
CTR.75.030.121875G	PVC	Grey	