

[Standard](#)

Image for illustrative purpose only

Summary

[Request a quote](#)[unipole multipole](#)[Customer Drawing](#)

Number of contacts Low Voltage	2
Wire Size/AWG	32 - 28
Gender	Reverse Gender
Socket / Receptacle	Socket / Receptacle - Fixed Panel Front Mounted
Locking system	Push-pull
Panel Drill Hole	M7
Size	00
Series	B - Indoor keyed

https://www.lemo.com/int_en/solutions/originals/b-indoor-keyed/egj-00-302-cyc.html

LEMO products and services are provided "as is". LEMO makes no warranties or representations with regard to LEMO product & services or use of them, express, implied or statutory, including for accuracy, completeness, or security. The user is fully responsible for his products and applications using LEMO components.

Technical details

Electrical Configuration

Number of contacts Low Voltage	2
Contact Termination Low voltage	Crimp
R (max)	8.7 mOhm
Insert configuration value	0.302 - 2 Low Voltage
Rated current	4 A
Vtest (contact-contact)	1.7 kV (DC)
Vtest (contact-shell)	1.7 kV (DC)
Max. Conductor	0.035 mm ² (AWG 32)
Min. Conductor	0.09 mm ² (AWG 28)
Bucket Dia.	0.45 mm (0.02in)
Contact Dia.	0.5 mm (0.02in)
Wire Size/AWG	32 - 28
Gender	Reverse Gender

Form & Material

Shell style / Model id	EG - Fixed receptacle, nut fixing
Socket / Receptacle	Fixed Panel Front Mounted
Housing material	Brass (chrome plated [SAE AMS 2460]) shell and collet nut, nickel plated [SAE AMS QQ N 290] brass latch sleeve and mid pieces
Locking system	Push-pull
Keying	2 keys (gamma=45, plug: female contacts, receptacle: male contacts)
Colour	Grey
Weight	3.85 g
Panel Drill Hole	M7

https://www.lemo.com/int_en/solutions/originals/b-indoor-keyed/egj-00-302-cyc.html

LEMO products and services are provided "as is". LEMO makes no warranties or representations with regard to LEMO product & services or use of them, express, implied or statutory, including for accuracy, completeness, or security. The user is fully responsible for his products and applications using LEMO components.

Environment

Environmental sealing (IP rating)	IP50
Climatic Category	55/175/21
Humidity (max)	<=95% [at 60 deg C /140 F]
Shielding (min)	75 dB (10 MHz)
Shielding (min)	40 dB (1 GHz)
Shock Resistance	100 g [6 ms]
Vibration	15 g [10 Hz - 2000 Hz]
Salt Spray Corrosion	>1000 hr

Recommended By Lemo

Accessories

Replacement contact	FGG.00.554.ZZC
Compatible cap	BRE.00.200.NAS

Tools

Positionner	DCE.91.050.0VC
Extraction tool	DCC.05.02B.LAG
Crimp tool	DPC.91.701.V

CAD









Documents

Eplan	Download
-------	--------------------------

https://www.lemo.com/int_en/solutions/originals/b-indoor-keyed/egj-00-302-cyc.html

LEMO products and services are provided "as is". LEMO makes no warranties or representations with regard to LEMO product & services or use of them, express, implied or statutory, including for accuracy, completeness, or security. The user is fully responsible for his products and applications using LEMO components.

Cables

Cable PartNumber	Material	Colour	Cable image
CMN.02.T28.030PGCE	PVC	GREY	
CMN.02.T28.030PGZE		grey	
CMN.02.T28.030PNCE	PVC	Black	
CMN.02.T28.030PNZE			
102080	PVC	Grey	
2050	PVC	Black	
20550	PUR	Black	
20560	PUR	White	
2080	PVC	Grey	
2280	PVC	Black	
4082	PVC	Grey	
CMB.02.210.635	PUR	Black	

https://www.lemo.com/int_en/solutions/originals/b-indoor-keyed/egj-00-302-cyc.html

LEMO products and services are provided "as is". LEMO makes no warranties or representations with regard to LEMO product & services or use of them, express, implied or statutory, including for accuracy, completeness, or security. The user is fully responsible for his products and applications using LEMO components.