



*Image for illustrative purpose only*

## Summary

[Request a quote](#)

[Catalog](#)

Number of contacts Low Voltage	10
Wire Size/AWG	32 - 24
Socket / Receptacle	Socket / Receptacle - Fixed Panel Rear Mounted
Locking system	Push-pull
Size	2C
Suggested matching part	<a href="#">FFA.2C.310.CLAC62</a>

[https://www.lemo.com/int\\_en/eep-2c-310-cll.html](https://www.lemo.com/int_en/eep-2c-310-cll.html)

LEMO products and services are provided "as is". LEMO makes no warranties or representations with regard to LEMO product & services or use of them, express, implied or statutory, including for accuracy, completeness, or security. The user is fully responsible for his products and applications using LEMO components.

# Technical details

## Electrical Configuration

Number of contacts Low Voltage	10
Contact Termination Low voltage	Solder
R (max)	6.1 mOhm
Insert configuration value	2C.310 - 10 Low Voltage
Insulator	L: PEEK (UL 94 / V-0/1.5)
Rated current	7 A
Vtest	950 V (AC), 1350 V (DC)
Max. Solid Conductor	0.25 mm <sup>2</sup> (AWG 24)
Max. Stranded Conductor	0.14 mm <sup>2</sup> (AWG 26)
Bucket Dia.	0.6 mm (0.024in)
Contact Dia.	0.7 mm (0.028in)
Wire Size/AWG	32 - 24

## Form & Material

Shell style / Model id	EEP - Fixed receptacle, nut fixing (back panel mounting)
Socket / Receptacle	Fixed Panel Rear Mounted
Housing material	Brass (chrome plated [SAE AMS 2460]) shell and collet nut, nickel plated [SAE AMS QQ N 290] brass latch sleeve and mid pieces
Locking system	Push-pull
Keying	Hermaphroditic keying (half moon insert) with female pin 1
Weight	10.7 g

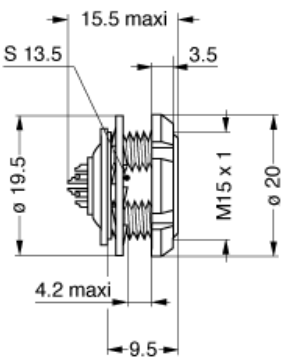
## Environment

Environmental sealing (IP rating)	IP50
Endurance	500 mating cycles
Salt Spray Corrosion	>1000 hr

[https://www.lemo.com/int\\_en/EEP-2c-310-cll.html](https://www.lemo.com/int_en/EEP-2c-310-cll.html)

LEMO products and services are provided "as is". LEMO makes no warranties or representations with regard to LEMO product & services or use of them, express, implied or statutory, including for accuracy, completeness, or security. The user is fully responsible for his products and applications using LEMO components.

# Drawings



## Dimensions










	A	L	e
mm.	20	15.6	M15x1.0
in.	0.79	0.61	

# Recommended By Lemo

### Tools

Spanner 2	<a href="#">DCM.65.176.AZ6</a>
Spanner wrench	<a href="#">Socket for torque wrench DCM.2S.M15.6</a>

# Cables

Cable PartNumber	Material	Colour	Cable image
CMN.10.T28.052PGZE		grey	
CMN.10.T28.052PNZE			
CMN.10.T28.053QGZE	TPR (medical)	Grey	
110240	PTFE	White	
110260	PTFE	White	
110280	PVC	Black	
210140	PVC	Grey	
210250	PVC	Grey	
210260	PVC	Black	

[https://www.lemo.com/int\\_en/eep-2c-310-cll.html](https://www.lemo.com/int_en/eep-2c-310-cll.html)

LEMO products and services are provided "as is". LEMO makes no warranties or representations with regard to LEMO product & services or use of them, express, implied or statutory, including for accuracy, completeness, or security. The user is fully responsible for his products and applications using LEMO components.