

Standard*Image for illustrative purpose only*

Summary

[Request a quote](#)[unipole multipole](#)

Number of contacts Low Voltage	2
Wire Size/AWG	34 - 28
Gender	Standard
Socket / Receptacle	Socket / Receptacle - Fixed Panel Rear Mounted
Locking system	Push-pull
Size	00
Suggested matching part	FGG.00.302.CLAD35
Series	B - Indoor keyed

https://www.lemo.com/int_en/solutions/originals/b-indoor-keyed/eeg-00-302-cll.html

LEMO products and services are provided "as is". LEMO makes no warranties or representations with regard to LEMO product & services or use of them, express, implied or statutory, including for accuracy, completeness, or security. The user is fully responsible for his products and applications using LEMO components.

Technical details

Electrical Configuration

Number of contacts Low Voltage	2
Contact Termination Low voltage	Solder
R (max)	8.7 mOhm
Insert configuration value	0.302 - 2 Low Voltage
Footprint IPC Class3 compatibility	No
Insulator	L: PEEK (UL 94 / V-0/1.5)
Rated current	4 A
Vtest (contact-contact)	1.4 kV (DC)
Vtest (contact-shell)	1.4 kV (DC)
Max. Solid Conductor	0.09 mm ² (AWG 28)
Max. Stranded Conductor	0.05 mm ² (AWG 30)
Bucket Dia.	0.4 mm (0.016in)
Contact Dia.	0.5 mm (0.02in)
Wire Size/AWG	34 - 28
Gender	Standard

Form & Material

Shell style / Model id	EE - Fixed receptacle, nut fixing (back panel mounting)
Socket / Receptacle	Fixed Panel Rear Mounted
Housing material	Brass (chrome plated [SAE AMS 2460]) shell and collet nut, nickel plated [SAE AMS QQ N 290] brass latch sleeve and mid pieces
Locking system	Push-pull
Keying	G: 1 key (alpha=0, plug: male contacts, receptacle: female contacts)
Colour	Grey
Weight	2.93 g

https://www.lemo.com/int_en/solutions/originals/b-indoor-keyed/eeg-00-302-cll.html

LEMO products and services are provided "as is". LEMO makes no warranties or representations with regard to LEMO product & services or use of them, express, implied or statutory, including for accuracy, completeness, or security. The user is fully responsible for his products and applications using LEMO components.

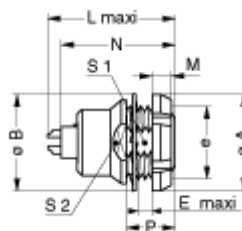
Environment

Environmental sealing (IP rating)	IP50
Temperature range	-55°C / +250°C (max. temperature valid for short periods of use.)
Climatic Category	55/175/21
Humidity (max)	<=95% [at 60 deg C /140 F]
Shielding (min)	75 dB (10 MHz)
Shielding (min)	40 dB (1 GHz)
Shock Resistance	100 g [6 ms]
Vibration	15 g [10 Hz - 2000 Hz]
Salt Spray Corrosion	>1000 hr

Cable fixation

Panel Drill Hole	M7
------------------	----

Drawings



Dimensions

	B	e	E	L	M	N	P	S1	S2	A
mm.	9.5	M7x0.5	2.3	15.5	2.5	13.7	6	6.3	7.5	10
in.	0.37		0.09	0.61	0.1	0.54	0.24	0.25	0.3	0.39

Recommended By Lemo

Accessories

Compatible cap	BRE.00.200.NAS
----------------	--------------------------------









Tools

Spanner 2	DCM.65.088.AZ4
Spanner wrench	Socket for torque wrench DCM.00.M07.4

https://www.lemo.com/int_en/solutions/originals/b-indoor-keyed/eeg-00-302-cll.html

LEMO products and services are provided "as is". LEMO makes no warranties or representations with regard to LEMO product & services or use of them, express, implied or statutory, including for accuracy, completeness, or security. The user is fully responsible for his products and applications using LEMO components.

Cables

Cable PartNumber	Material	Colour	Cable image
CMN.02.T28.030PGCE	PVC	GREY	
CMN.02.T28.030PGZE		grey	
CMN.02.T28.030PNCE	PVC	Black	
CMN.02.T28.030PNZE			
102080	PVC	Grey	
2050	PVC	Black	
20550	PUR	Black	
20560	PUR	White	
2080	PVC	Grey	
2280	PVC	Black	
4082	PVC	Grey	
CMB.02.210.635	PUR	Black	

https://www.lemo.com/int_en/solutions/originals/b-indoor-keyed/eeg-00-302-cll.html

LEMO products and services are provided "as is". LEMO makes no warranties or representations with regard to LEMO product & services or use of them, express, implied or statutory, including for accuracy, completeness, or security. The user is fully responsible for his products and applications using LEMO components.