

Special



Image for illustrative purpose only

Summary

[Request a quote](#)

SE series

| | |
|------------------------------------|---|
| Number of contacts Low Voltage | 6 |
| Wire Size/AWG | 32 - 24 |
| Socket / Receptacle | Socket / Receptacle - Fixed Panel Front Mounted |
| Locking system | Push-pull |
| Jacket cable outside diameter [mm] | 1.00 - 10.60 mm |
| Size | 1S |
| Suggested matching part | FFA.1S.306.CLAC42 |
| Series | S - Indoor Stepped Insert |

https://www.lemo.com/int_en/solutions/originals/s-indoor-stepped-insert/ebs-1s-306-cll.html

LEMO products and services are provided "as is". LEMO makes no warranties or representations with regard to LEMO product & services or use of them, express, implied or statutory, including for accuracy, completeness, or security. The user is fully responsible for his products and applications using LEMO components.

Technical details

Electrical Configuration

| | |
|------------------------------------|-------------------------------|
| Number of contacts Low Voltage | 6 |
| Contact Termination Low voltage | Solder |
| R (max) | 6.1 mOhm |
| Insert configuration value | 1S.306 - 6 Low Voltage |
| Footprint IPC Class3 compatibility | No |
| Insulator | L: PEEK (UL 94 / V-0/1.5) |
| Rated current | 7 A |
| Test voltage (kV DC) | 1.7 |
| Max. Solid Conductor | 0.25 mm ² (AWG 24) |
| Max. Stranded Conductor | 0.14 mm ² (AWG 26) |
| Bucket Dia. | 0.6 mm (0.024in) |
| Contact Dia. | 0.7 mm (0.028in) |
| Wire Size/AWG | 32 - 24 |

Form & Material

| | |
|------------------------|---|
| Shell style / Model id | EBS - Fixed receptacle with round flange and screw fixing |
| Socket / Receptacle | Fixed Panel Front Mounted |
| Housing material | Brass (chrome plated [SAE AMS 2460]) shell and collet nut, nickel plated [SAE AMS QQ N 290] brass latch sleeve and mid pieces |
| Locking system | Push-pull |
| Keying | Hermaphroditic keying (half moon insert) with female pin 1 |
| Colour | Grey |
| Weight | 9.06 g |

https://www.lemo.com/int_en/solutions/originals/s-indoor-stepped-insert/ebs-1s-306-cll.html

LEMO products and services are provided "as is". LEMO makes no warranties or representations with regard to LEMO product & services or use of them, express, implied or statutory, including for accuracy, completeness, or security. The user is fully responsible for his products and applications using LEMO components.

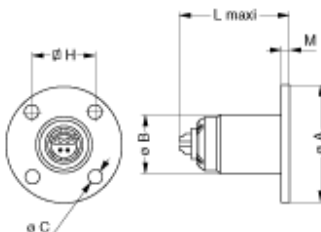
Environment

| | |
|-----------------------------------|---|
| Technical domain | Audio Video, Energy and Industrial, Semiconductor, Test and Measurement |
| Environmental sealing (IP rating) | IP50 |
| Endurance | 5000 mating cycles |
| Temperature range | -55°C / +250°C (max. temperature valid for short periods of use.) |
| Climatic Category | 55/175/21 |
| Humidity (max) | <=95% [at 60 deg C /140 F] |
| Shielding (min) | 75 dB (10 MHz) |
| Shielding (min) | 40 dB (1 GHz) |
| Shock Resistance | 100 g [6 ms] |
| Vibration | 15 g [10 Hz - 2000 Hz] |
| Salt Spray Corrosion | >1000 hr |

Cable fixation

| | |
|------------------------------------|-----------------|
| Jacket cable outside diameter [mm] | 1.00 - 10.60 mm |
|------------------------------------|-----------------|

Drawings



Dimensions

| | A | M | L | H | C | B |
|-----|------|------|------|------|-----|------|
| mm. | 22 | 1.5 | 20.2 | 12.4 | 2.5 | 11 |
| in. | 0.87 | 0.06 | 0.8 | 0.49 | 0.1 | 0.43 |

https://www.lemo.com/int_en/solutions/originals/s-indoor-stepped-insert/ebs-1s-306-cll.html














LEMO products and services are provided "as is". LEMO makes no warranties or representations with regard to LEMO product & services or use of them, express, implied or statutory, including for accuracy, completeness, or security. The user is fully responsible for his products and applications using LEMO components.

Documents

Eplan

[Download](#)

Cables

| Cable PartNumber | Material | Colour | Cable image |
|--------------------|---------------|--------|---|
| CMN.06.T26.037QGZE | TPR (medical) | Grey |  |
| CMN.06.T28.031PGCE | PVC | GREY |  |
| CMN.06.T28.031PGZE | | grey |  |
| CMN.06.T28.031PNCE | PVC | Black |  |
| CMN.06.T28.031PNZE | | |  |
| CMN.06.T28.042QBCE | TPR (medical) | | |
| CMN.06.T28.044PGZE | | grey |  |
| CMN.06.T28.044PNZE | | |  |
| 106240 | PTFE | White |  |
| 12080 | PVC | Grey | |
| 160140 | PVC | Grey |  |
| 160260 | PVC | Black |  |
| 260250 | PVC | Grey |  |
| 60260 | PTFE | White |  |
| 6280 | PVC | Black |  |

https://www.lemo.com/int_en/solutions/originals/s-indoor-stepped-insert/ebs-1s-306-cll.html

LEMO products and services are provided "as is". LEMO makes no warranties or representations with regard to LEMO product & services or use of them, express, implied or statutory, including for accuracy, completeness, or security. The user is fully responsible for his products and applications using LEMO components.