Data Sheet | Item Number: 289-586

Interface module; with solder pin; Male connector; 15-pole; Mating connector with solder connection; Vertical mounting; PCB terminal blocks, double-row; in mounting carrier; with shield connection; 2,50 mm²

https://www.wago.com/289-586



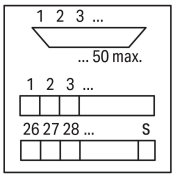

Similar to illustration

Electrical data

Operating voltage	≤ 125 VAC/VDC
Nominal current	2 A
Contact resistance (max.)	30 mΩ
Specialty functions	With shield connection

Safety and protection

Rated Voltage	125 V
Rated impulse withstand voltage	0.8 kV
Pollution degree	2
protection rating	IP20
Insulation type	Basic insulation

Connection Data

Performance level	2 / 200 mating cycles
Strain relief	UNC 4-40 stud bolt

Connection 1

Pluggable connector	D-subminiature male connector
Pole number 1	15
Connection type	System
Note (conductor cross-section)	12 AWG: THHN, THWN
Mating direction	vertical

Connection 2

Design	PCB terminal blocks (double-row)
Pole number	16
Connection type	Field
Connection technology	CAGE CLAMP®
WAGO connector	WAGO 236 Series
Solid conductor	0.08 … 2.5 mm² / 28 … 12 AWG
Fine-stranded conductor	0.08 … 2.5 mm² / 28 … 12 AWG
Strip length	5 … 6 mm / 0.2 … 0.24 inches

Continued on next page

Physical data

Width	46 mm / 1.811 inches
Height	85 mm / 3.346 inches
Depth from upper-edge of DIN-rail	34 mm / 1.339 inches

Mechanical data

Mounting type	DIN-35 rail
Housing design	Mounting carrier

Material data

Contact material (connector)	Au over Ni
Fire load	0.629 MJ
Weight	59.2 g

Environmental requirements

Ambient temperature (operation)	-20 … +50 °C
Ambient temperature (storage)	-40 … +70 °C
Relative humidity	≤ 85 % (non-condensing)

Standards and Specifications

Standards/specifications	EN 61010-2-201

Commercial data

Product Group	6 (INTERFACE ELECTRONIC)
PU (SPU)	7 (1) pcs
Packaging type	Box
Country of origin	DE
GTIN	4045454413606
Customs tariff number	85366990990

Product Classification

UNSPSC	39121421
eCl@ss 10.0	27-14-11-52
eCl@ss 9.0	27-14-11-52
ETIM 9.0	EC002780
ETIM 10.0	EC002780
ECCN	NO US CLASSIFICATION

Environmental Product Compliance

RoHS Compliance Status	Compliant,No Exemption

Continued on next page

Approvals / Certificates

General approvals

Approval	Standard	Certificate Name
cURus Underwriters Laboratories Inc.	UL 508	E175199 Vol.2 Sec.1
EAC GZO Almaty Standart	TP TC 004/2011	EAC CoC 03084

Declarations of conformity and manufacturer's declarations

Approval	Standard	Certificate Name
EU-Declaration of Conformity WAGO GmbH & Co. KG	-	-
UK-Declaration of Conformity WAGO GmbH & Co. KG	-	-

Downloads

Environmental Product Compliance

Compliance Search

Environmental Product Compliance 289-586

Documentation

Bid Text

289-586	19.02.2019	xml 3.59 KB	
289-586	06.02.2015	docx 16.21 KB	

Instruction Leaflet

Operation and Assembly Instructions Interface	V 1.0.0 02.04.2025	pdf 1246.19 KB	

CAD/CAE-Data

CAD data

2D/3D Models 289-586

CAE data

EPLAN Data Portal 289-586

WSCAD Universe 289-586

ZUKEN Portal 289-586

Continued on next page

1 Compatible Products

1.1 Optional Accessories

1.1.1 Marking

1.1.1.1 Marking strip

Item No.: 709-177
Marking strips; 50 m on roll; 7.5 mm wide; not stretchable; plain; snap-on type; translucent



Item No.: 709-178
Marking strips; 50 m on roll; 7.5 mm wide; not stretchable; plain; snap-on type; white

Item No.: 709-196
Marking strips; for laser printer; translucent

1.1.2 Tool

1.1.2.1 Operating tool



Item No.: 210-720
Operating tool; Blade: 3.5 x 0.5 mm; with a partially insulated shaft; multicoloured

Installation Notes

Conductor termination



Conductor termination – screwdriver actuation parallel to conductor entry



Conductor termination – screwdriver actuation perpendicular to conductor entry

Installation



Snapping a module onto DIN-rail.



Removing a module from the DIN-rail.