

## Low Loss BNC Male to BNC Male Cable LMR-240 Coax in 24 Inch with Times Microwave Connectors with LF Solder

The BNC male to BNC male 24 inch cable using LMR-240 coax, part number FMC0808240LF-24, from Fairview Microwave is in-stock and ships same day. This Fairview BNC to BNC cable assembly has a male to male gender configuration with 50 ohm flexible LMR-240 coax. Fairview Microwave's flexible RF cable assemblies are ideal for applications where tight bends and continual flexure are required. The FMC0808240LF-24 BNC male to BNC male cable assembly operates to 1.5 GHz. The double shielding of this Fairview cable assembly provides excellent shielding effectiveness of better than 90 dB.

Custom versions of most RF cable assemblies can be built and shipped same day. Custom cable assembly lengths can be obtained by specifying the desired length on the web site at time of order or by contacting a sales representative. Other RF cable assembly value added services including connector orientation or clocking, heat shrink booting and labeling are also available. RF testing can also be performed to document the electrical performance of your cable assembly.

### Electrical Specifications

Description	Min	Typ	Max	Units
Frequency Range	DC		1.5	GHz
VSWR			1.35:1	
Velocity of Propagation		84		%
RF Shielding	90			dB
Capacitance		24.2 [79.4]		pF/ft [pF/m]
Inductance		0.06 [0.2]		uH/ft [uH/m]
DC Resistance Inner Conductor		3.2 [10.5]		$\Omega/1000\text{ft}$ [ $\Omega/\text{Km}$ ]
DC Resistance Outer Conductor		3.89 [12.76]		$\Omega/1000\text{ft}$ [ $\Omega/\text{Km}$ ]

### Mechanical Specifications

#### Cable Assembly

Length*	24 in [609.6 mm]
Weight	0.119 lbs [53.98 g]

#### Cable

Cable Type	LMR-240
Impedance	50 Ohms
Inner Conductor Type	Solid
Inner Conductor Material and Plating	Copper
Dielectric Type	PE (F)
Number of Shields	2
Shield Layer 1	Tinned Copper
Shield Layer 2	Aluminum Tape
Jacket Material	PE, Black
Jacket Diameter	0.24 in [6.1 mm]



### Configuration:

- BNC Male
- BNC Male
- LMR-240

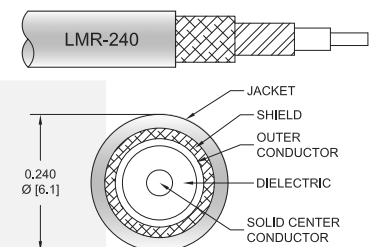
### Features:

- Max Frequency 1.5 GHz
- Shielding Effectivity > 90 dB
- 84% Phase Velocity
- Double Shielded
- PE Jacket

### Applications:

- General Purpose
- Laboratory Use

### Cable Diagram:



Fairview Microwave  
301 Leora Ln., Suite 100  
Lewisville, TX 75056  
Tel: 1-800-715-4396 / (972) 649-6678  
Fax: (972) 649-6689  
[www.fairviewmicrowave.com](http://www.fairviewmicrowave.com)  
[sales@fairviewmicrowave.com](mailto:sales@fairviewmicrowave.com)

**Connectors**

Description	Connector 1	Connector 2
Type	BNC Male Bayonet	BNC Male Bayonet
Configuration	Straight	Straight
Impedance	50 Ohms	50 Ohms
Contact Material & Plating	Brass, Gold	Brass, Gold
Dielectric Type	PTFE	PTFE
Body Material & Plating	Brass, Tri-Metal	Brass, Tri-Metal

**Environmental Specifications**

**Temperature**

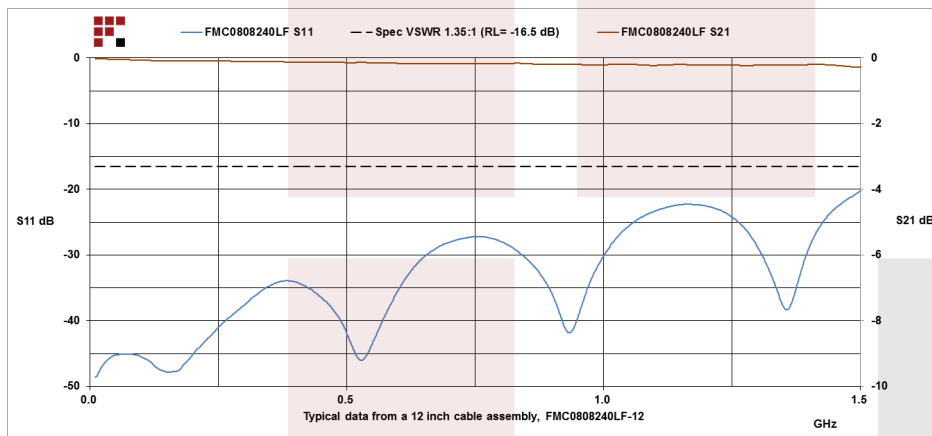
Operating Range -40 to +85 deg C

**Compliance Certifications** (see [product page](#) for current document)

**Plotted and Other Data**

Notes:

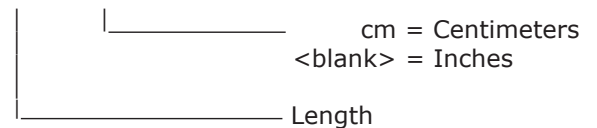
**Typical Performance Data**



**How to Order**

Part Number Configuration:

**FMC0808240LF - xx uu**



Example: FMC0808240LF-12 = 12 inches long cable  
 FMC0808240LF-100cm = 100 cm long cable

Low Loss BNC Male to BNC Male Cable LMR-240 Coax in 24 Inch with Times Microwave Connectors with LF Solder from Fairview Microwave has same day shipment for domestic and International orders. Our RF, microwave and millimeter wave products maintain a 99% availability and are part of the broadest selection in the industry.

Click the following link to obtain additional part information: [Low Loss BNC Male to BNC Male Cable LMR-240 Coax in 24 Inch with Times Microwave Connectors with LF Solder FMC0808240LF-24](https://www.fairviewmicrowave.com/standard-bnc-male-bnc-male-cable-lmr240-coax-fmc0808240lf-24-p.aspx)

URL: <https://www.fairviewmicrowave.com/standard-bnc-male-bnc-male-cable-lmr240-coax-fmc0808240lf-24-p.aspx>

The information contained in this document is accurate to the best of our knowledge and representative of the part described herein. It may be necessary to make modifications to the part and/or the documentation of the part, in order to implement improvements. Fairview Microwave reserves the right to make such changes as required. Unless otherwise stated, all specifications are nominal. Fairview Microwave does not make any representation or warranty regarding the suitability of the part described herein for any particular purpose, and Fairview Microwave does not assume any liability arising out of the use of any part or documentation.



