

Low Loss TNC Male to TNC Male Cable LMR-600-DB Coax in 50 CM

The TNC male to TNC male 50 cm cable using LMR-600-DB coax, part number FMC00297-50CM, from Fairview Microwave is in-stock and ships same day. This Fairview TNC to TNC cable assembly has a male to male gender configuration with 50 ohm flexible LMR-600-DB coax. Fairview Microwave's flexible RF cable assemblies are ideal for applications where tight bends and continual flexure are required. The FMC00297-50CM TNC male to TNC male cable assembly operates to 5.8 GHz. The double shielding of this Fairview cable assembly provides excellent shielding effectiveness of better than 90 dB.

Custom versions of most RF cable assemblies can be built and shipped same day. Custom cable assembly lengths can be obtained by specifying the desired length on the web site at time of order or by contacting a sales representative. Other RF cable assembly value added services including connector orientation or clocking, heat shrink booting and labeling are also available. RF testing can also be performed to document the electrical performance of your cable assembly.

Electrical Specifications

Description	Min	Typ	Max	Units
Frequency Range	DC		5.8	GHz
VSWR			1.4:1	
Velocity of Propagation		87		%
RF Shielding	90			dB
Group Delay		1.17 [3.84]		ns/ft [ns/m]
Capacitance		23.4 [76.77]		pF/ft [pF/m]
Inductance		0.058 [0.19]		uH/ft [uH/m]
DC Resistance Inner Conductor		0.53 [1.74]		Ω /1000ft [Ω /Km]
DC Resistance Outer Conductor		1.2 [3.94]		Ω /1000ft [Ω /Km]
Jacket Spark			8,000	Vrms

Performance by Frequency

Description	F1	F2	F3	F4	F5	Units
Frequency	0.25	0.5	1	2.5	5.8	GHz
Insertion Loss (Typ.)	0.22	0.23	0.24	0.27	0.32	dB

Electrical Specification Notes:

The Insertion Loss data above is based on the performance specifications of the coax cable and connectors used in this assembly. The Insertion Loss includes an estimated insertion loss of 0.1 dB per connector.

Mechanical Specifications

Cable Assembly

Length* 19.68 in [499.87 mm]
 Diameter 0.75 in [19.05 mm]

Cable

Cable Type LMR-600-DB
 Impedance 50 Ohms



Configuration:

- TNC Male
- TNC Male
- LMR-600-DB

Features:

- Max Frequency 5.8 GHz
- Shielding Effectivity > 90 dB
- 87% Phase Velocity
- Double Shielded
- PE Jacket
- 500 Mating Cycles

Applications:

- General Purpose
- Laboratory Use

Fairview Microwave
 301 Leora Ln., Suite 100
 Lewisville, TX 75056
 Tel: 1-800-715-4396 / (972) 649-6678
 Fax: (972) 649-6689
www.fairviewmicrowave.com
sales@fairviewmicrowave.com

Inner Conductor Type Solid
 Inner Conductor Material and Plating Copper Clad Aluminum
 Dielectric Type PE (F)
 Number of Shields 2
 Shield Layer 1 Aluminum Tape
 Shield Layer 2 Tinned Copper Braid
 Jacket Material PE, Black
 Jacket Diameter 0.59 in [14.99 mm]

One Time Minimum Bend Radius 1.5 in [38.1 mm]
 Repeated Minimum Bend Radius 6 in [152.4 mm]
 Bending Moment 2.75 lbs-ft [3.73 N-m]
 Flat Plate Crush 60 lbs/in [1.07 Kg/mm]
 Tensile Strength 350 lbs [158.76 Kg]

Connectors

Description	Connector 1	Connector 2
Type	TNC Male	TNC Male
Impedance	50 Ohms	50 Ohms
Mating Cycles	500	500
Contact Material & Plating	Beryllium Copper, Gold	Beryllium Copper, Gold
Dielectric Type	PTFE	PTFE
Body Material & Plating	Brass, Tri-Metal	Brass, Tri-Metal
Coupling Nut Material & Plating	Brass, Tri-Metal	Brass, Tri-Metal

Environmental Specifications

Temperature

Operating Range -40 to +85 deg C
 Storage Range -70 to +85 deg C

Compliance Certifications (see [product page](#) for current document)

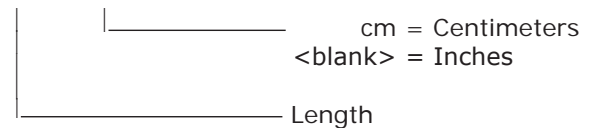
Plotted and Other Data

Notes:

How to Order

Part Number Configuration:

FMC00297 - xx uu



Example: FMC00297-12 = 12 inches long cable
 FMC00297-100cm = 100 cm long cable

Low Loss TNC Male to TNC Male Cable LMR-600-DB Coax in 50 CM from Fairview Microwave has same day shipment for domestic and International orders. Our RF, microwave and fiber optic products maintain a 99% availability and are part of the broadest selection in the industry.

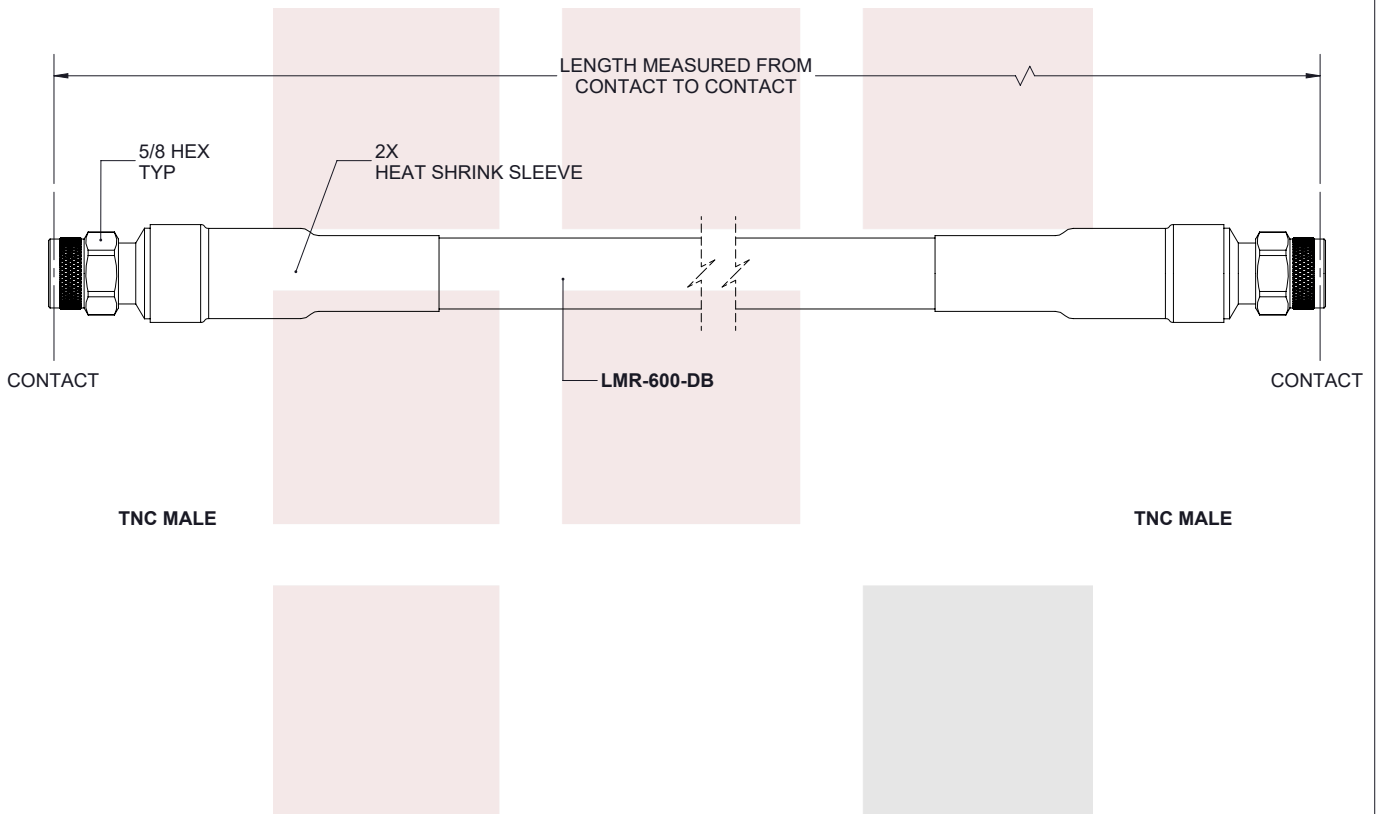
Click the following link to obtain additional part information: [Low Loss TNC Male to TNC Male Cable LMR-600-DB Coax in 50 CM FMC00297-50CM](#)

URL: <https://www.fairviewmicrowave.com/low-loss-tnc-male-tnc-male-cable-lmr600db-coax-fmc00297-50cm-p.aspx>

The information contained in this document is accurate to the best of our knowledge and representative of the part described herein. It may be necessary to make modifications to the part and/or the documentation of the part, in order to implement improvements. Fairview Microwave reserves the right to make such changes as required. Unless otherwise stated, all specifications are nominal. Fairview Microwave does not make any representation or warranty regarding the suitability of the part described herein for any particular purpose, and Fairview Microwave does not assume any liability arising out of the use of any part or documentation.



REVISIONS			
REV.	DESCRIPTION	DATE	APPROVED
A	INITIAL RELEASE	2/24/2020	S.ELLIS



THESE COMMODITIES, TECHNOLOGY OR SOFTWARE WERE EXPORTED FROM THE UNITED STATES IN ACCORDANCE WITH THE EXPORT ADMINISTRATION REGULATIONS. DIVERSION CONTRARY TO U.S. LAW PROHIBITED.

TITLE
Low Loss TNC Male to TNC Male Cable LMR-600-DB
Coax in 50 CM

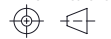
UNLESS OTHERWISE SPECIFIED LEADING DIMENSIONS ARE INCHES
DIMENSIONS IN [] ARE MILLIMETERS

TOLERANCES: CABLE LENGTH (L) TOLERANCES:

$X = \pm .2$ [5.08]	FRACTIONS	$L \leq 12$ [305] = +1 [25] / -0
$.XX = \pm .02$ [.51]	$\pm 1/32$	12 [305] < $L \leq 60$ [1524] = +2 [51] / -0
$.XXX = \pm .005$ [.13]	ANGLES $\pm 1^\circ$	60 [1524] < $L \leq 120$ [3048] = +4 [102] / -0
		120 [3048] < $L \leq 300$ [7620] = +6 [152] / -0
		300 [7620] < $L = +5\%L$ / -0

ALL DIMENSIONS SHOWN ARE FOR REFERENCE ONLY.

THIRD-ANGLE PROJECTION



THE INFORMATION AND DESIGN IN THIS DOCUMENT IS THE PROPERTY OF FAIRVIEW MICROWAVE CORPORATION. ALL RIGHTS RESERVED.

SHEET 1 OF 1

SCALE N/A

SIZE A	CAGE CODE 3FKR5	DRAWN BY K.DANG	ITEM NO. FMC00297	REV A
-----------	--------------------	--------------------	----------------------	----------

T-Rev.D