

## BNC Male to BNC Female Bulkhead Cable RG-223 Coax with Heat Shrink in 48 inch length

The BNC male to BNC female bulkhead 48 inch cable using RG223 coax, part number FMC00187-48, from Fairview Microwave is in-stock and ships same day. This Fairview BNC to BNC cable assembly has a male to female gender configuration with 50 ohm flexible RG223 coax. Fairview Microwave's flexible RF cable assemblies are ideal for applications where tight bends and continual flexure are required. The FMC00187-48 BNC male to BNC female cable assembly operates to 4 GHz. Our RF cable assembly with BNC bulkhead interface allows designers to create external connections on their product enclosures, and can be used in a variety of other rack mount and panel mount applications. The double shielding of this Fairview cable assembly provides excellent shielding effectiveness.

Custom versions of most RF cable assemblies can be built and shipped same day. Custom cable assembly lengths can be obtained by specifying the desired length on the web site at time of order or by contacting a sales representative. Other RF cable assembly value added services including connector orientation or clocking, heat shrink booting and labeling are also available. RF testing can also be performed to document the electrical performance of your cable assembly.

### Electrical Specifications

Description	Min	Typ	Max	Units
Frequency Range	DC		4	GHz
VSWR			1.4:1	
Velocity of Propagation		66		%
Capacitance	30.8 [101.05]			pF/ft [pF/m]

### Performance by Frequency

Description	F1	F2	F3	F4	F5	Units
Frequency	0.1	0.25	0.5	1	4	GHz
Insertion Loss (Typ.)	0.22	0.34	0.51	0.74	1.57	dB

#### Electrical Specification Notes:

The Insertion Loss data above is based on the performance specifications of the coax and connectors used in this assembly. The Insertion Loss includes an estimated insertion loss of 0.1\*SQRT(FGHz) dB per connector.

### Mechanical Specifications

#### Cable Assembly

Length*	48 in [121.92 cm]
Weight	0.103 lbs [46.72 g]

#### Cable

Cable Type	RG223
Impedance	50 Ohms
Inner Conductor Type	Solid
Inner Conductor Material and Plating	Copper, Silver
Dielectric Type	PE
Number of Shields	2
Shield Layer 1	Silver Plated Copper Braid
Shield Layer 2	Silver Plated Copper Braid



### Configuration:

- BNC Male
- BNC Female Bulkhead
- RG223

### Features:

- Max Frequency 4 GHz
- 66% Phase Velocity
- Double Shielded
- PVC Jacket

### Applications:

- General Purpose
- Laboratory Use

Fairview Microwave  
301 Leora Ln., Suite 100  
Lewisville, TX 75056  
Tel: 1-800-715-4396 / (972) 649-6678  
Fax: (972) 649-6689  
[www.fairviewmicrowave.com](http://www.fairviewmicrowave.com)  
[sales@fairviewmicrowave.com](mailto:sales@fairviewmicrowave.com)

Jacket Material PVC, Black  
 Jacket Diameter 0.209 in [5.31 mm]  
 Repeated Minimum Bend Radius 1 in [25.4 mm]

### Connectors

Description	Connector 1	Connector 2
Type	BNC Male	BNC Female
Mount Method		Bulkhead
Impedance	50 Ohms	50 Ohms
Contact Material & Plating	Brass, Gold	Brass, Gold
Contact Plating Spec.	30μ in. minimum	30μ in. minimum
Dielectric Type	PTFE	PTFE
Outer Cond Material & Plating	Brass, Nickel	Brass, Nickel
Body Material & Plating	Brass, Nickel	Brass, Nickel
Body Plating Spec.	100μ in. minimum	100μ in. minimum

### Environmental Specifications

#### Temperature

Operating Range -40 to +80 deg C

### Compliance Certifications (see [product page](#) for current document)

### Plotted and Other Data

Notes:

### How to Order

Part Number Configuration:

**FMC00187 - xx uu**

cm = Centimeters  
 <blank> = Inches  
 Length


Example: FMC00187-12 = 12 inches long cable  
 FMC00187-100cm = 100 cm long cable

BNC Male to BNC Female Bulkhead Cable RG-223 Coax with Heat Shrink in 48 inch length from Fairview Microwave has same day shipment for domestic and International orders. Our RF, microwave and millimeter wave products maintain a 99% availability and are part of the broadest selection in the industry.

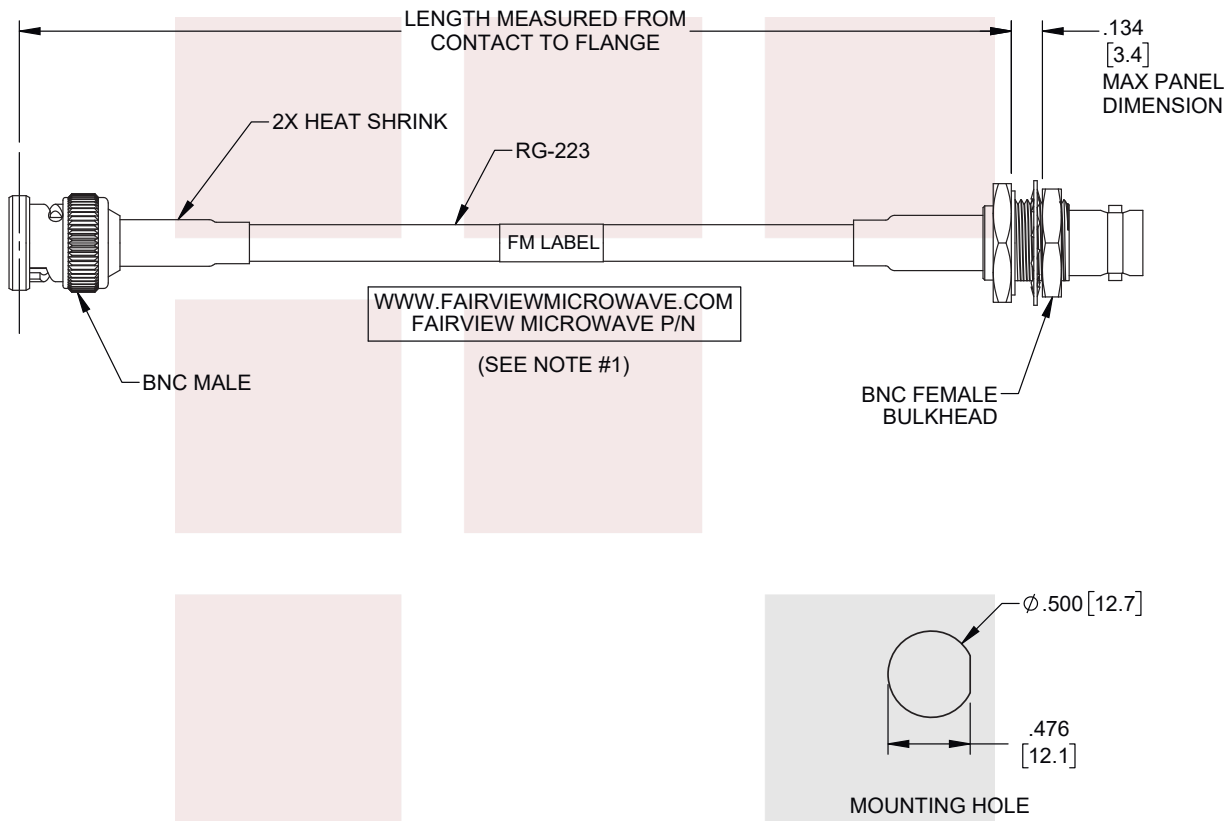
Click the following link to obtain additional part information: [BNC Male to BNC Female Bulkhead Cable RG-223 Coax with Heat Shrink in 48 inch length FMC00187-48](https://www.fairviewmicrowave.com/bnc-male-to-bnc-female-bulkhead-cable-rg223-coax-in-48-inch-fmc00187-48-p.aspx)

URL: <https://www.fairviewmicrowave.com/bnc-male-to-bnc-female-bulkhead-cable-rg223-coax-in-48-inch-fmc00187-48-p.aspx>

The information contained in this document is accurate to the best of our knowledge and representative of the part described herein. It may be necessary to make modifications to the part and/or the documentation of the part, in order to implement improvements. Fairview Microwave reserves the right to make such changes as required. Unless otherwise stated, all specifications are nominal. Fairview Microwave does not make any representation or warranty regarding the suitability of the part described herein for any particular purpose, and Fairview Microwave does not assume any liability arising out of the use of any part or documentation.



REVISIONS			
REV.	DESCRIPTION	DATE	APPROVED
A	INITIAL RELEASE	11/11/2021	SRAUTUS



**NOTES:**

1. CABLES 36" AND UNDER HAVE 1 LABEL CENTERED. CABLES OVER 36" HAVE 2 LABELS, ONE AT EACH END 6.0" FROM THE END OF THE CONNECTOR.

THESE COMMODITIES, TECHNOLOGY OR SOFTWARE WERE EXPORTED FROM THE UNITED STATES IN ACCORDANCE WITH THE EXPORT ADMINISTRATION REGULATIONS. DIVERSION CONTRARY TO U.S. LAW PROHIBITED.

TITLE

BNC Male to BNC Female Bulkhead Cable RG-223  
Coax with Heat Shrink in 48 inch length

UNLESS OTHERWISE SPECIFIED LEADING DIMENSIONS ARE INCHES  
DIMENSIONS IN [ ] ARE MILLIMETERS

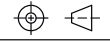
TOLERANCES:

.X = ±.2 [5.08] FRACTIONS  
.XX = ±.02 [.51] ± 1/32  
.XXX = ±.005 [.13] ANGLES ± 1°

CABLE LENGTH (L) TOLERANCES:

L ≤ 12 [305] = +1 [25] / -0  
12 [305] < L ≤ 60 [1524] = +2 [51] / -0  
60 [1524] < L ≤ 120 [3048] = +4 [102] / -0  
120 [3048] < L ≤ 300 [7620] = +6 [152] / -0  
300 [7620] < L = +5%L / -0

THIRD-ANGLE PROJECTION



THE INFORMATION AND  
DESIGN IN THIS DOCUMENT  
IS THE PROPERTY OF  
FAIRVIEW MICROWAVE CORPORATION.  
ALL RIGHTS RESERVED.

SHEET 1 OF 1

SCALE N/A

ALL DIMENSIONS SHOWN ARE FOR REFERENCE ONLY.

SIZE	CAGE CODE	DRAWN BY	ITEM NO.	REV
A	3FKR5	DMAY	FMC00187	A

T-Rev.D