

6

5

4

3

2

1

REVISION

ZONE	REV	DESCRIPTION	DATE	CHANGED BY	APPROVED
	A	INITIAL RELEASE	12/24/2024	AKRESOWSKI	JWASKE

F

F

E

E

D

D

C

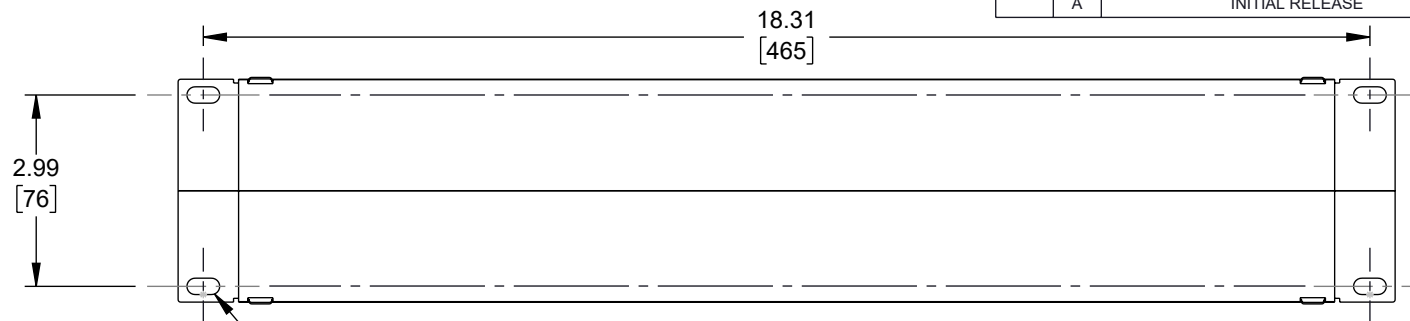
C

B

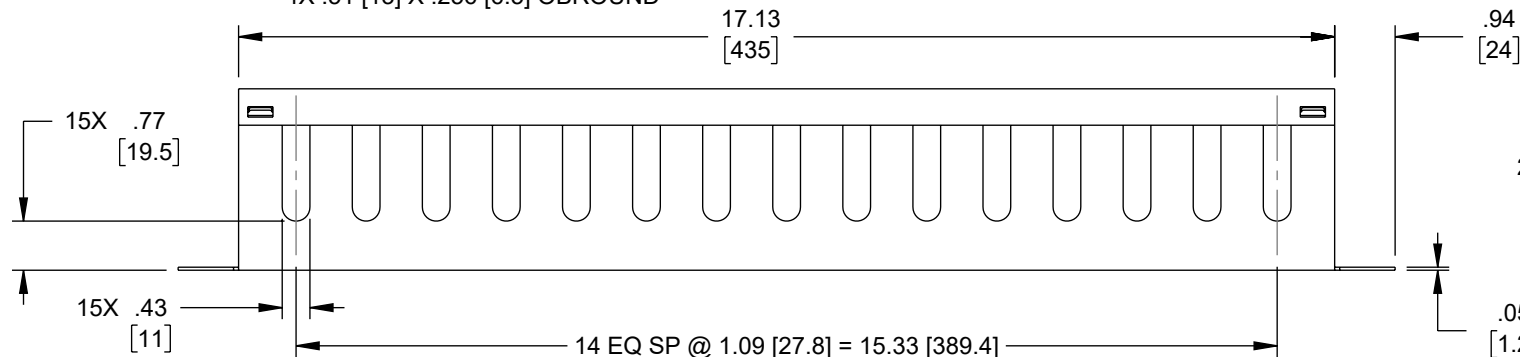
B

A

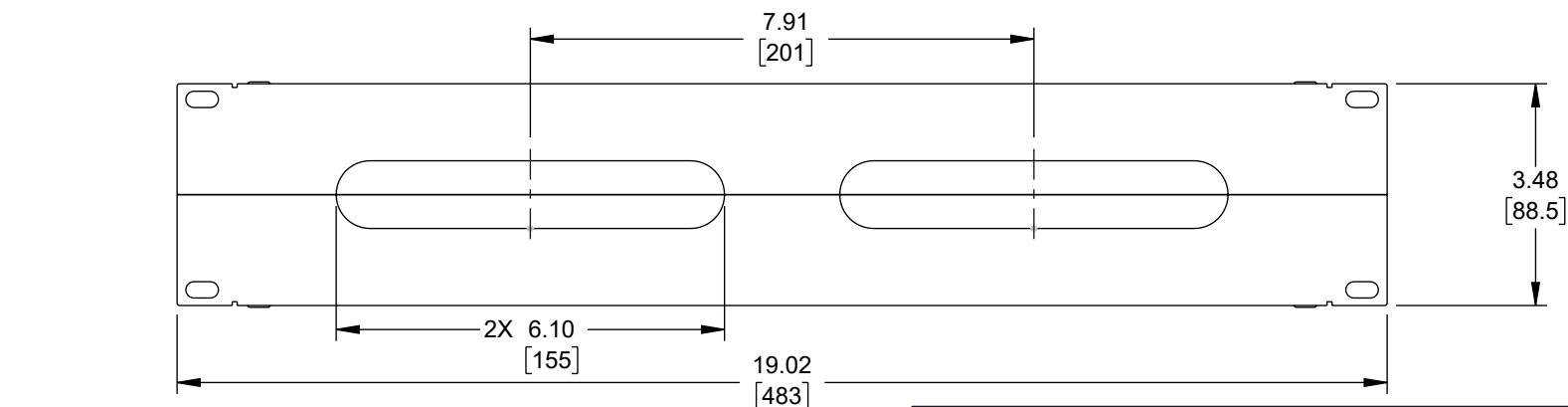
A



4X .51 [13] X .256 [6.5] OBOURD



14 EQ SP @ 1.09 [27.8] = 15.33 [389.4]

2X 6.10
[155]19.02
[483]3.48
[88.5]UNLESS OTHERWISE SPECIFIED
LEADING DIMENSIONS ARE INCHES
DIMENSIONS IN [] ARE MILLIMETERSTOLERANCES:
X = ±.2 [5] FRACTIONS
XX = ±.02 [0.5] ± 1/32
XXX = ±.005 [0.13] ANGLES ± 1°CABLE LENGTH TOLERANCES:
≤12 [305] = +1 [25] / -0
>12 [305] ≤ 60 [1524] = +2 [51] / -0
>60 [1524] ≤ 120 [3048] = +4 [102] / -0
>120 [3048] ≤ 300 [7620] = +6 [152] / -0
>300 [7620] = +5% / -0ALL DIMENSIONS ARE FOR REFERENCE ONLY
AND SUBJECT TO CHANGE WITHOUT NOTICE.
UN-DIMENSIONED/NON-CRITICAL FEATURES
MAY VARY IN SIZE AND LOCATION
COLORS MAY VARY**L-com**
an INFINIT® brandWebsite: www.L-com.com
Phone: 1.800.341.5266 | 1.978.682.6936INTERPRET ALL DIMENSIONS AND
TOLERANCES PER ASME Y14.5

SCALE NONE SHEET 1 OF 1

DESCRIPTION

2U METAL HORIZ CABLE MANAGER

SIZE	CAGE CODE	DRAWN BY	ITEM NO.	REV
A	43321	AKRESOWSKI	LC2UMHCM	A

THE INFORMATION CONTAINED IN THIS DRAWING IS THE SOLE PROPERTY OF INFINITE ELECTRONICS, INC. ANY REPRODUCTION IN PART OR WHOLE WITHOUT THE WRITTEN PERMISSION OF INFINITE ELECTRONICS, INC. IS PROHIBITED. THESE COMMODITIES, TECHNOLOGY OR SOFTWARE WERE EXPORTED FROM THE UNITED STATES IN ACCORDANCE WITH THE EXPORT ADMINISTRATION REGULATIONS. DIVERSION CONTRARY TO U.S. LAW PROHIBITED.

6

5

4

3

2

1