

6

5

4

3

2

1

REVISION

ZONE	REV	DESCRIPTION	DATE	CHANGED BY	APPROVED
	A	INITIAL RELEASE	01/15/2025	HBAKKE	GUTTADAURO

F

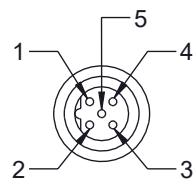
E

D

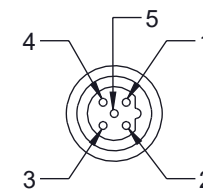
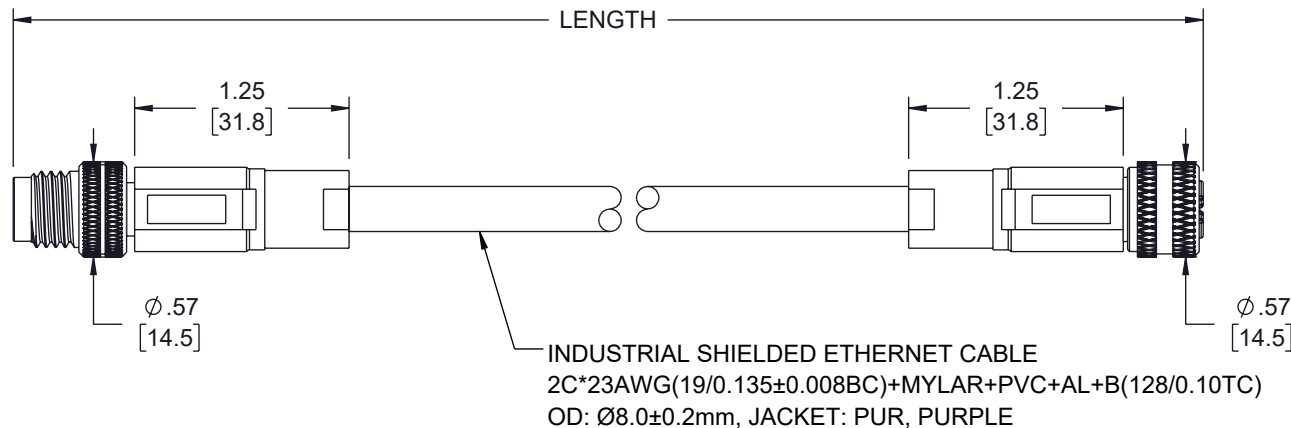
C

B

A



P1
M12 MALE
B-CODING
5 POSITION



P2
M12 FEMALE
B-CODING
5 POSITION

CONNECTION
DIAGRAM

P1	P2
1	1
2	2 GREEN
3	3
4	4 RED
5	5
S	S

NOTES:

- CABLE CHARACTERISTICS:
OPERATING VOLTAGE: 250V AC/DC
CONTACT RESISTANCE: 30mΩ MAX
OPERATING CURRENT PER CONTACT: 4A MAX
BENDING RADIUS (MOBILE): 120mm MIN
BENDING RADIUS (FIXED): 80mm MIN
TORSION SUPPORTED
TEMPERATURE RANGE (MOBILE): -25°C TO +70°C
TEMPERATURE RANGE (FIXED): -25°C TO +80°C
DRAGCHAIN CAPABLE: 5,000,000 TIMES
- CABLE ASSEMBLY SHALL BE TESTED FOR CONTINUITY.
- CABLE ASSEMBLY SHALL BE INDIVIDUALLY PACKAGED.

REGULATORY COMPLIANCE:
EU RoHS DIRECTIVE (MOST RECENT RELEASED VERSION).

THE INFORMATION CONTAINED IN THIS DRAWING IS THE SOLE PROPERTY OF INFINITE ELECTRONICS, INC. ANY REPRODUCTION IN PART OR WHOLE WITHOUT THE WRITTEN PERMISSION OF INFINITE ELECTRONICS, INC. IS PROHIBITED. THESE COMMODITIES, TECHNOLOGY OR SOFTWARE WERE EXPORTED FROM THE UNITED STATES IN ACCORDANCE WITH THE EXPORT ADMINISTRATION REGULATIONS. DIVERSION CONTRARY TO U.S. LAW PROHIBITED.

6

5

4

3

2

1

CONNECTION
DIAGRAM

P1	P2
1	1
2	2 GREEN
3	3
4	4 RED
5	5
S	S

NOTES:

- CABLE CHARACTERISTICS:
OPERATING VOLTAGE: 250V AC/DC
CONTACT RESISTANCE: 30mΩ MAX
OPERATING CURRENT PER CONTACT: 4A MAX
BENDING RADIUS (MOBILE): 120mm MIN
BENDING RADIUS (FIXED): 80mm MIN
TORSION SUPPORTED
TEMPERATURE RANGE (MOBILE): -25°C TO +70°C
TEMPERATURE RANGE (FIXED): -25°C TO +80°C
DRAGCHAIN CAPABLE: 5,000,000 TIMES
- CABLE ASSEMBLY SHALL BE TESTED FOR CONTINUITY.
- CABLE ASSEMBLY SHALL BE INDIVIDUALLY PACKAGED.

REGULATORY COMPLIANCE:
EU RoHS DIRECTIVE (MOST RECENT RELEASED VERSION).

THE INFORMATION CONTAINED IN THIS DRAWING IS THE SOLE PROPERTY OF INFINITE ELECTRONICS, INC. ANY REPRODUCTION IN PART OR WHOLE WITHOUT THE WRITTEN PERMISSION OF INFINITE ELECTRONICS, INC. IS PROHIBITED. THESE COMMODITIES, TECHNOLOGY OR SOFTWARE WERE EXPORTED FROM THE UNITED STATES IN ACCORDANCE WITH THE EXPORT ADMINISTRATION REGULATIONS. DIVERSION CONTRARY TO U.S. LAW PROHIBITED.

UNLESS OTHERWISE SPECIFIED
LEADING DIMENSIONS ARE INCHES
DIMENSIONS IN [] ARE MILLIMETERS

TOLERANCES:
X = ±.2 [5] FRACTIONS
.XX = ±.02 [0.5] ± 1/32
.XXX = ±.005 [0.13] ANGLES ± 1°

CABLE LENGTH TOLERANCES:
≤12 [305] = +1 [25] / -0
>12 [305] ≤ 60 [1524] = +2 [51] / -0
>60 [1524] ≤ 120 [3048] = +4 [102] / -0
>120 [3048] ≤ 300 [7620] = +6 [152] / -0
>300 [7620] = +5% / -0

ALL DIMENSIONS ARE FOR REFERENCE ONLY
AND SUBJECT TO CHANGE WITHOUT NOTICE.
UN-DIMENSIONED/NON-CRITICAL FEATURES
MAY VARY IN SIZE AND LOCATION
COLORS MAY VARY

L-com
an INFINIT® brand

Website: www.L-com.com
Phone: 1.800.341.5266 | 1.978.682.6936



INTERPRET ALL DIMENSIONS AND
TOLERANCES PER ASME Y14.5

SCALE SHEET
NONE 1 OF 1

DESCRIPTION

IP68 M12 5 POSITION B-CODE MALE TO FEMALE, INDUSTRIAL
DRAG CHAIN PUR, 23AWG, PURPLE

SIZE	CAGE CODE	DRAWN BY	ITEM NO.	REV
A	43321	HBAKKE	TRGB502-P3P	A