


MPO w/ pins to MPO w/ pins, 8 Fiber, Type A, 100GB  
50/125µm OM5 MMF, OFNP Jacket, 5 Meter



## MPMM8OM5AP-5

### Features

- MPO Male (w/pins) to MPO Male (w/pins)
- Multimode 50/125µm 100GB OM5 Fiber
- 8 Fiber
- Type A Polarity (Key Up, Key Down)
- OFNP Plenum-rated Jacket

### Applications

- LAN
- Server Farms
- Voice/Video/Data
- Ethernet

### Description

L-com's MPMM8OM5AP-5 is a fiber optic patch cable assembly that is suitable for Ethernet, LAN, server farms, and voice/video/data applications. This lime green fiber optic cable is equipped with MPO (w/ pins) male to MPO (w/ pins) male connectors. Our patch cable assembly has a type A (key up, key down) polarity. This fiber optic cable assembly is available in a length of 5 meters.

This MPO (w/ pins) male to MPO (w/ pins) male cable comes with a multimode OM5 fiber and has a fiber diameter of 50/125 µm. The MPMM8OM5AP-5 fiber optic patch cable from L-com features an OFNP-rated jacket. Our fiber optic cable assembly can be customized in different lengths to fit specific installation needs, ensuring efficient network management in high-density setups without compromising delivery time or quality. Additional dimensions, specifications, and CAD drawings for this cable can be found on its downloadable PDF datasheet.

L-com has one of the largest in-stock selections of fiber optic patch cables for international and domestic orders. Make your online purchase right now to take advantage of our same-business-day shipping. We are committed to delivering excellent service to support our customers in maintaining the continuity and reliability of their networks. For further information on similar products, our expert technical support and knowledgeable sales team can help you get the ideal multimode OM5 fiber optic cable for your requirements.

### Configuration

Function	Patch
Cable Type	Base-8 Multimode
Mode	Multimode
Mode Class	OM5
Fiber Diameter	50/125 µm
Connection 1 Type	MPO (w/ pins)
Connection 1 Gender	Male
Connection 1 Polish	PC
Connection 2 Type	MPO (w/ pins)
Connection 2 Gender	Male
Connection 2 Polish	PC
Cable Color	Lime Green


### Optical Specifications

Description	Minimum	Typical	Maximum	Units
Return Loss - MPO	30			dB
Insertion Loss - MPO			0.5	dB

### Mechanical Specifications

<b>Cable Assembly</b>	
Length	5 m [196.85 in]

MPO w/ pins to MPO w/ pins, 8 Fiber, Type A, 100GB  
50/125µm OM5 MMF, OFNP Jacket, 5 Meter



## MPMM8OM5AP-5

Width/Diameter 3 mm

### Cable

Cable Type	Patch
Polarity	Type A
Static Bend Radius	30 mm
Dynamic Bend Radius	60 mm
Max Crush Resistance, Short Term (N/100mm)	500
Max Crush Resistance, Long Term (N/100mm)	100

### Connectors

Description	Connector 1	Connector 2
Type	MPO (w/ pins) Male	MPO (w/ pins) Male
Connector Polish	PC	PC

### Environmental Specifications


Operating Range Temperature	0 to +60 deg C
Storage Range Temperature	-20 to +60 deg C

**Compliance Certifications** (see [product page](#) for current document)

### Plotted and Other Data

Notes:

MPO w/ pins to MPO w/ pins, 8 Fiber, Type A, 100GB  
50/125µm OM5 MMF, OFNP Jacket, 5 Meter



## MPMM8OM5AP-5

### Typical Performance Data

### How to Order

Part Number Configuration:

**MPMM8OM5AP**

**-XX**

**UU**

Unit of Measure:

F = Feet

<blank> = Meters

Lengths

Base Number

Example: MPMM8OM5AP-12 = 12 meters long cable  
MPMM8OM5AP-10F = 10 feet long cable

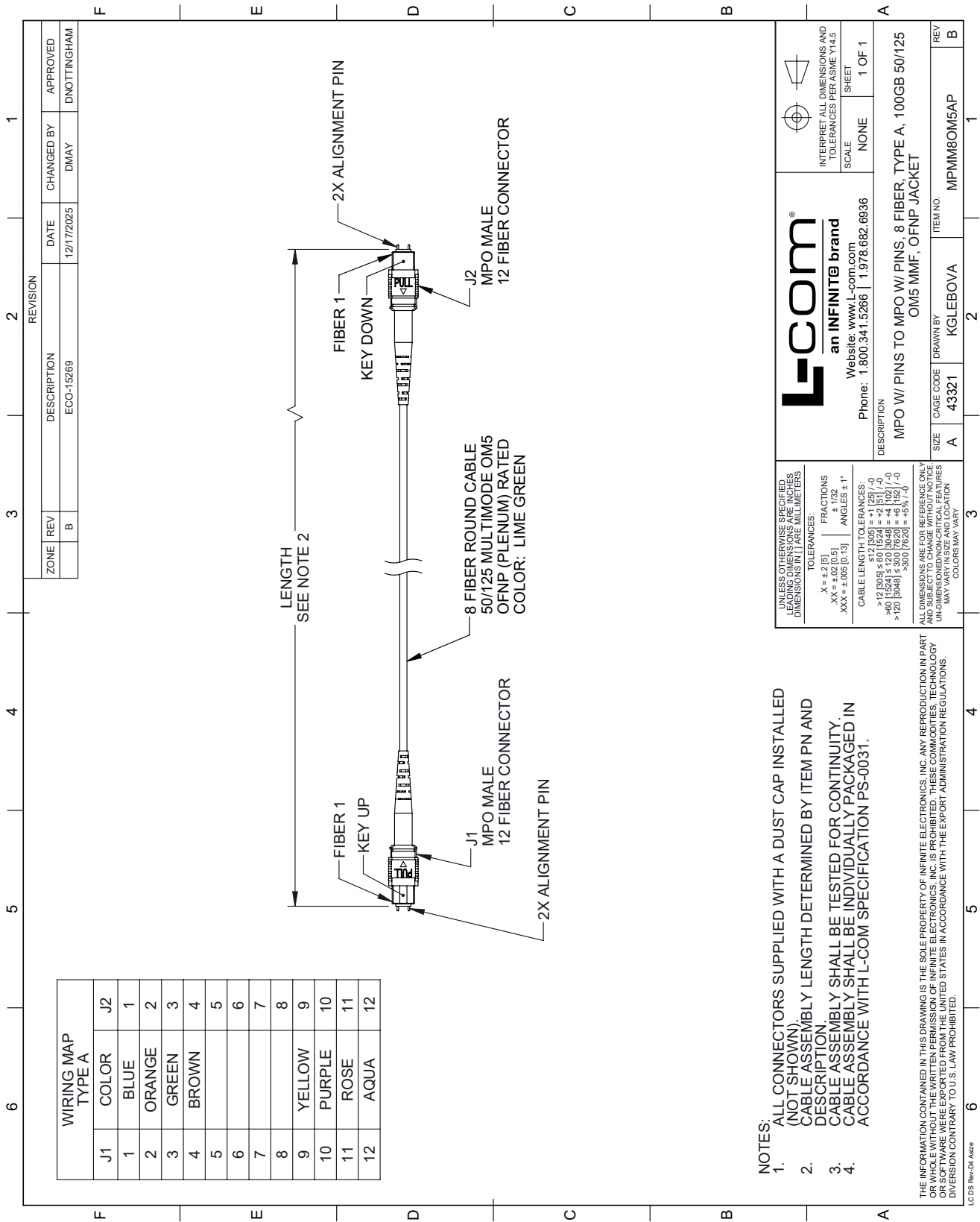
MPO w/ pins to MPO w/ pins, 8 Fiber, Type A, 100GB 50/125µm OM5 MMF, OFNP Jacket, 5 Meter from L-com has same day shipment for domestic and International orders. Our portfolio includes coaxial cable assemblies, connectors, adapters and custom products as well as lightning and surge protectors, NEMA rated enclosures, and an RF product line which includes antennas, amplifiers, passive, and active components.

URL: <https://www.l-com.com/mpo-w-pins-to-mpo-w-pins-8-fiber-type-a-100gb-50-125-om5-mmf-ofnp-jacket-5-meter-mpmm8om5ap-5-p.aspx>

The information contained within this document is accurate to the best of our knowledge and representative of the part described herein. It may be necessary to make modifications to the part and/or the documentation of the part in order to implement improvements. L-com reserves the right to make such changes as required. Unless otherwise stated, all specifications are nominal. L-com does not make any representation or warranty regarding the suitability of the part described herein for any particular purpose, and L-com does not assume liability arising out of the use of any part or document.

# MPMM8OM5AP-5 CAD Drawing

MPO w/ pins to MPO w/ pins, 8 Fiber, Type A, 100GB 50/125µm OM5 MMF, OFNP Jacket, 5 Meter



REVISION	
ZONE	REV
DESCRIPTION	DATE
ECO-15269	12/17/2025
CHANGED BY	APPROVED
DMAY	DNOTTINGHAM

- NOTES:**
- ALL CONNECTORS SUPPLIED WITH A DUST CAP INSTALLED (NOT SHOWN).
  - CABLE ASSEMBLY LENGTH DETERMINED BY ITEM PN AND DESCRIPTION.
  - CABLE ASSEMBLY SHALL BE TESTED FOR CONTINUITY.
  - CABLE ASSEMBLY SHALL BE INDIVIDUALLY PACKAGED IN ACCORDANCE WITH L-COM SPECIFICATION PS-0031.

UNLESS OTHERWISE SPECIFIED, LEADING DIMENSIONS IN INCHES AND DIMENSIONS IN [ ] ARE MILLIMETERS.

TOLERANCES:

X = ±.2 [5]      FRACTIONS ± 1/32

.XX = ±.02 [0.5]      ANGLES ± 1°

.XXX = ±.005 [0.13]

CABLE LENGTH TOLERANCES:

512 (205) = +1 (25) / -0

>12 (305) ≤ 60 (1524) = +2 (51) / -0

>60 (1524) ≤ 120 (3048) = +6 (152) / -0

>120 (3048) ≤ 300 (7620) = +6 (152) / -0

>300 (7620) = +5% / -0

ALL DIMENSIONS ARE FOR REFERENCE ONLY AND SUBJECT TO CHANGE WITHOUT NOTICE UNLESS INDICATED OTHERWISE. CRITICAL FEATURES MAY VARY. DIMENSIONS IN [ ] ARE MILLIMETERS. COLORS MAY VARY.

**L-com**  
an INFINITE brand  
Website: [www.L-com.com](http://www.L-com.com)  
Phone: 1.800.341.5266 | 1.978.682.6936

INTERPRET ALL DIMENSIONS AND TOLERANCES PER ASME Y14.5  
SCALE NONE SHEET 1 OF 1

DESCRIPTION  
MPO W/ PINS TO MPO W/ PINS, 8 FIBER, TYPE A, 100GB 50/125 OM5 MMF - OFNP JACKET

REV	DESCRIPTION	DATE	BY	APP'D
B				

REV	DESCRIPTION	DATE	BY	APP'D
B				

REV	DESCRIPTION	DATE	BY	APP'D
B				