


MPO no pins to MPO no pins, 24 Fiber, Type A, 9/125µm SMF OS2, OFNR Jacket, 5 Meter



MPFF24SMAR-5

Features

- MPO Female (w/o pins) to MPO Female (w/o pins)
- Single Mode 9/125µm OS2 Fiber
- 24 Fiber
- Type A Polarity (Key Up, Key Down)
- OFNR Riser-rated Jacket

Applications

- LAN
- Server Farms
- Voice/Video/Data
- Ethernet

Description

L-com's MPFF24SMAR-5 is a fiber optic patch cable assembly that is suitable for Ethernet, LAN, server farms, and voice/video/data applications. This yellow fiber optic cable is equipped with MPO (w/o pins) female to MPO (w/o pins) female connectors. Our patch cable assembly has a type A (key up, key down) polarity. This fiber optic cable assembly is available in a length of 5 meters.

This MPO (w/o pins) female to MPO (w/o pins) female cable comes with a single mode OS2 fiber and has a fiber diameter of 9/125 µm. The MPFF24SMAR-5 fiber optic patch cable from L-com features an OFNR-rated jacket. Our fiber optic cable assembly can be customized in different lengths to fit specific installation needs, ensuring efficient network management in high-density setups without compromising delivery time or quality. Additional dimensions, specifications, and CAD drawings for this cable can be found on its downloadable PDF datasheet.

L-com has one of the largest in-stock selections of fiber optic patch cables for international and domestic orders. Make your online purchase right now to take advantage of our same-business-day shipping. We are committed to delivering excellent service to support our customers in maintaining the continuity and reliability of their networks. For further information on similar products, our expert technical support and knowledgeable sales team can help you get the ideal single mode OS2 fiber optic cable for your requirements.

Configuration

Function	Patch
Cable Type	Base-24 Single Mode
Mode	Single Mode
Mode Class	OS2
Fiber Diameter	9/125 µm
Connection 1 Type	MPO (w/o pins)
Connection 1 Gender	Female
Connection 1 Polish	APC
Connection 2 Type	MPO (w/o pins)
Connection 2 Gender	Female
Connection 2 Polish	APC
Cable Color	Yellow


Optical Specifications

Description	Minimum	Typical	Maximum	Units
Return Loss - MPO	60			dB
Insertion Loss - MPO			0.5	dB

Mechanical Specifications

Cable Assembly	
Length	5 m [196.85 in]

MPO no pins to MPO no pins, 24 Fiber, Type A,
9/125µm SMF OS2, OFNR Jacket, 5 Meter



MPFF24SMAR-5

Width/Diameter 3 mm

Cable

Cable Type	Patch
Polarity	Type A
Static Bend Radius	30 mm
Dynamic Bend Radius	60 mm
Max Crush Resistance, Short Term (N/100mm)	500
Max Crush Resistance, Long Term (N/100mm)	100

Connectors

Description	Connector 1	Connector 2
Type	MPO (w/o pins) Female	MPO (w/o pins) Female
Connector Polish	APC	APC

Environmental Specifications


Operating Range Temperature	-20 to +70 deg C
Storage Range Temperature	-40 to +70 deg C
Ingress Protection (IP) Rating	Non-Rated

Compliance Certifications (see [product page](#) for current document)

Plotted and Other Data

Notes:

MPO no pins to MPO no pins, 24 Fiber, Type A, 9/125µm SMF OS2, OFNR Jacket, 5 Meter



MPFF24SMAR-5

Typical Performance Data

How to Order

Part Number Configuration:

MPFF24SMAR

-XX

UU

Unit of Measure:

F = Feet

<blank> = Meters

Lengths

Base Number

Example: MPFF24SMAR-12 = 12 meters long cable
MPFF24SMAR-10F = 10 feet long cable

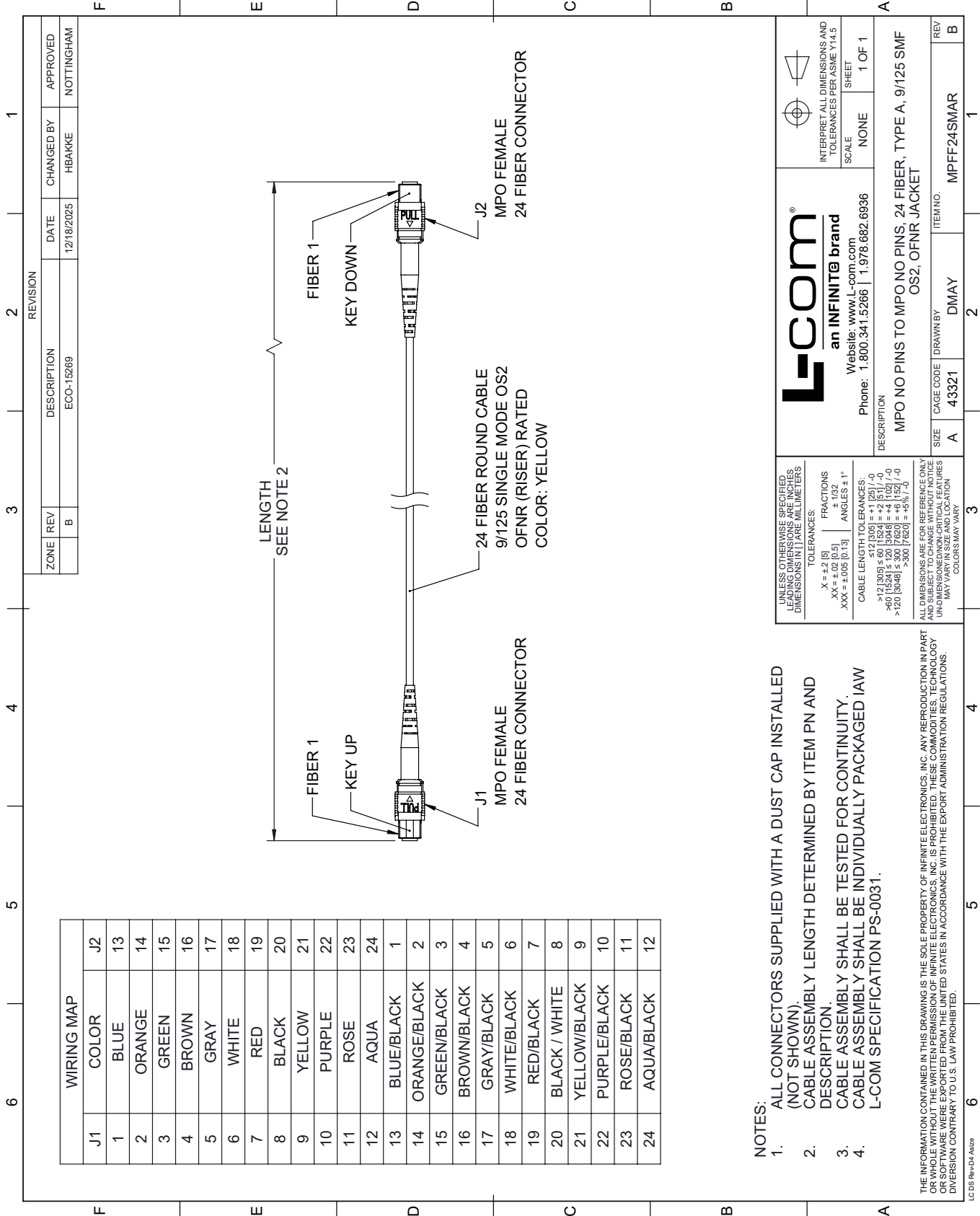
MPO no pins to MPO no pins, 24 Fiber, Type A, 9/125µm SMF OS2, OFNR Jacket, 5 Meter from L-com has same day shipment for domestic and International orders. Our portfolio includes coaxial cable assemblies, connectors, adapters and custom products as well as lightning and surge protectors, NEMA rated enclosures, and an RF product line which includes antennas, amplifiers, passive, and active components.

URL: <https://www.l-com.com/mpo-no-pins-to-mpo-no-pins-24-fiber-type-a-9-125-smf-os2-ofnr-5-meter-mpff24smar-5>

The information contained within this document is accurate to the best of our knowledge and representative of the part described herein. It may be necessary to make modifications to the part and/or the documentation of the part in order to implement improvements. L-com reserves the right to make such changes as required. Unless otherwise stated, all specifications are nominal. L-com does not make any representation or warranty regarding the suitability of the part described herein for any particular purpose, and L-com does not assume liability arising out of the use of any part or document.

MPFF24SMAR-5 CAD Drawing

MPO no pins to MPO no pins, 24 Fiber, Type A, 9/125µm SMF OS2, OFNR Jacket, 5 Meter



NOTES:

- ALL CONNECTORS SUPPLIED WITH A DUST CAP INSTALLED (NOT SHOWN).
- CABLE ASSEMBLY LENGTH DETERMINED BY ITEM PN AND DESCRIPTION.
- CABLE ASSEMBLY SHALL BE TESTED FOR CONTINUITY.
- CABLE ASSEMBLY SHALL BE INDIVIDUALLY PACKAGED IAW L-COM SPECIFICATION PS-0031.

THE INFORMATION CONTAINED IN THIS DRAWING IS THE SOLE PROPERTY OF INFINITE ELECTRONICS, INC. ANY REPRODUCTION IN PART OR WHOLE WITHOUT THE WRITTEN PERMISSION OF INFINITE ELECTRONICS, INC. IS PROHIBITED. THESE COMMODITIES, TECHNOLOGY OR SOFTWARE WERE EXPORTED FROM THE UNITED STATES IN ACCORDANCE WITH THE EXPORT ADMINISTRATION REGULATIONS. DIVERSION CONTRARY TO U.S. LAW PROHIBITED.

UNLESS OTHERWISE SPECIFIED, DIMENSIONS ARE IN INCHES. DIMENSIONS IN [] ARE MILLIMETERS.

TOLERANCES:
 .X = ±.2 [5]
 .XX = ±.02 [0.5]
 .XXX = ±.005 [0.13]

FRACTIONS
 ± 1/32
 ANGLES ± 1°

CABLE LENGTH TOLERANCES:
 <12 [305] ≤ 60 [1524] = ±.1 [25] / -0
 >60 [1524] ≤ 120 [3048] = ±.4 [102] / -0
 >120 [3048] ≤ 300 [7620] = ±.1 [25] / -0
 >300 [7620] = ±.5 [12.7] / -0

ALL DIMENSIONS ARE FOR REFERENCE ONLY. DIMENSIONS OF NON-CRITICAL FEATURES MAY VARY IN SIZE AND LOCATION. COLORS MAY VARY.

L-com
 an INFINITE brand
 Website: www.L-com.com
 Phone: 1.800.341.5266 | 1.978.682.6936

INTERPRET ALL DIMENSIONS AND TOLERANCES PER ASME Y14.5

SCALE: NONE
 SHEET: 1 OF 1

DESCRIPTION: MPO NO PINS TO MPO NO PINS, 24 FIBER, TYPE A, 9/125 SMF OS2, OFNR JACKET

REV	DESCRIPTION	DATE	BY	APP'D
A	43321	DMAY		
B	MPFF24SMAR			