

XGFEC2525

Radio frequency identification XG, field expander universal type, Sn 26...150 mm, 250 x 250 x 10 mm



Main

Range of Product	Telemecanique Radio frequency identification XG
Accessory / Separate Part Type	Field expander
Product Specific Application	Universal
Product Compatibility	XGCS4901201 + XGHB440245 XGCS4901201 + XGHB90E340 XGCS4901201 + XGHB320246 XGCS4901201 + XGHB221346 XGCS4901201 + XGHB320345 XGCS4901201 + XGHB520246
Accessory / separate part destination	Station with associated label
[Sn] nominal sensing distance	1.02...5.91 in (26...150 mm)

Complementary

Accessory dimension	250 x 250 x 10 mm
---------------------	-------------------

Ordering and shipping details

Category	22491-SENS,IDENTIFICATION DEVICE (XGK)
Discount Schedule	DS2
GTIN	3606480074899
Returnability	No
Country of origin	FR

Packing Units

Unit Type of Package 1	PCE
Number of Units in Package 1	1
Package 1 Height	3.54 in (9 cm)
Package 1 Width	11.69 in (29.7 cm)
Package 1 Length	11.81 in (30 cm)
Package 1 Weight	19.12 oz (542 g)
Unit Type of Package 2	S04
Number of Units in Package 2	6
Package 2 Height	11.81 in (30 cm)
Package 2 Width	15.75 in (40 cm)
Package 2 Length	23.62 in (60 cm)
Package 2 Weight	8.90 lb(US) (4.039 kg)

Offer Sustainability

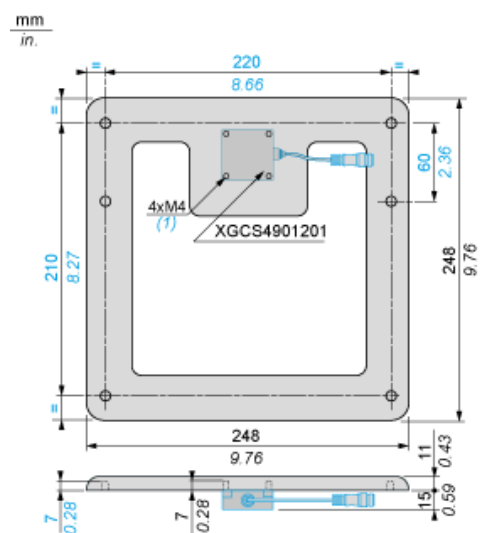
Sustainable offer status	Green Premium product
California proposition 65	WARNING: This product can expose you to chemicals including: Diisononyl phthalate (DINP), which is known to the State of California to cause cancer, and Di-isodecyl phthalate (DIDP), which is known to the State of California to cause birth defects or other reproductive harm. For more information go to www.P65Warnings.ca.gov
REACH Regulation	REACH Declaration
EU RoHS Directive	Pro-active compliance (Product out of EU RoHS legal scope) EU RoHS Declaration
Mercury free	Yes
RoHS exemption information	Yes
Environmental Disclosure	Product Environmental Profile
Circularity Profile	End Of Life Information

Contractual warranty

Warranty	18 months
----------	-----------

Dimensions

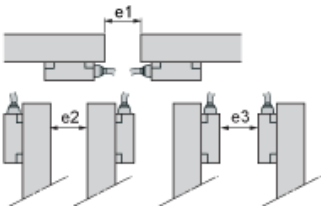
Field Expanders



(1) 4 x M4 screws

Minimum Mounting Distances

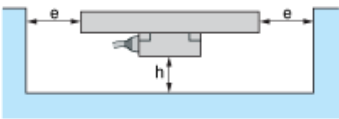
Distance Between Field Expanders



Tag	e1	e2	e3
XGHB90E340	570	890	960
XGHB520246			
XGHB320345	720	1275	1200

Minimum Mounting Distances in a Metal Structure

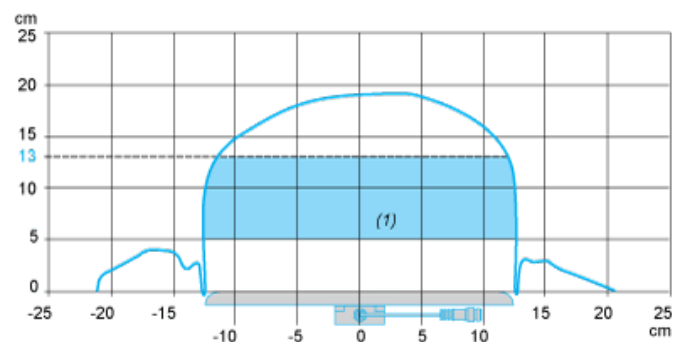
Distance Between Field Expanders



Field expanders	
e (mm)	h (mm)
0	75

Curves

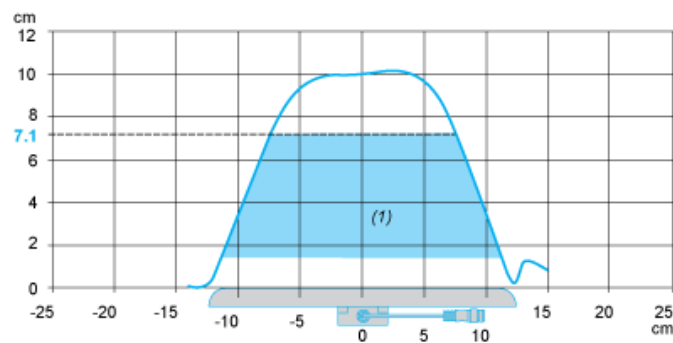
Dialogue Zones for Field Expanders



(1) Recommended working zone.

Curves

Dialogue Zones for Field Expanders



(1) Recommended working zone.