

XCNT2110P16

Limit switch, Limit switches XC Standard, XCNT, metal end plunger, 1NC+1 NO, snap, M16



Main

Range of Product	Telemecanique Limit switches XC Standard
Series name	Standard format
Product or Component Type	Limit switch
Device short name	XCNT
Sensor design	Compact
Body type	Fixed
Head type	Plunger head
Material	Plastic
Body Material	Plastic
Head material	Plastic
Fixing Mode	By the body
Movement of operating head	Linear
Type of operator	Spring return plunger metal
Type of approach	Vertical approach, 1 direction
Cable entry	2 entries tapped for M16 x 1.5 cable gland 0.28... 0.51 in (7...13 mm)
Number of poles	2
Contacts type and composition	1 NC + 1 NO
Contact operation	Snap action

Complementary

Switch actuation	On end
Electrical connection	Screw-clamp open terminals 1 x 0.34...2 x 1.5 mm ²
Contacts insulation form	Zb
Positive opening minimum force	30 N
Minimum force for tripping	15 N
Maximum actuation speed	1.64 ft/s (0.5 m/s)
Contact code designation	A300, AC-15 (Ue = 240 V), Ie = 3 A 10 A EN/IEC 60947-5-1 appendix A R300, DC-13 (Ue = 250 V), Ie = 0.1 A EN/IEC 60947-5-1 appendix A
[Ui] rated insulation voltage	300 VUL 508 500 V 3)IEC 60947-1 300 VCSA C22.2 No 14
[Uimp] rated impulse withstand voltage	6 kV IEC 60664 6 kV IEC 60947-1
Short-circuit protection	10 A cartridge fuse gG
Mechanical durability	10000000 cycles
Width	2.31 in (58.8 mm)
Height	2.66 in (67.5 mm)

Environment

Shock resistance	50 gn 11 ms IEC 60068-2-27
Vibration resistance	25 gn 10...500 Hz)IEC 60068-2-6
IP degree of protection	IP65 conforming to IEC 60529
IK degree of protection	IK04 EN 50102
Electrical shock protection class	Class II IEC 61140 Class II NF C 20-030
Ambient Air Temperature for Operation	-13...158 °F (-25...70 °C)
Ambient Air Temperature for Storage	-40...158 °F (-40...70 °C)
Protective treatment	TC
Product Certifications	UL CSA CCC
Standards	EN/IEC 60947-5-1 CSA C22.2 No 14 EN/IEC 60204-1 UL 508

Ordering and shipping details

Category	22435-LIMIT SWITCHES,TYPE XCM
Discount Schedule	T
GTIN	3389119047173
Nbr. of units in pkg.	1
Package weight(Lbs)	3.25 oz (92.0 g)
Returnability	No
Country of origin	ID

Packing Units

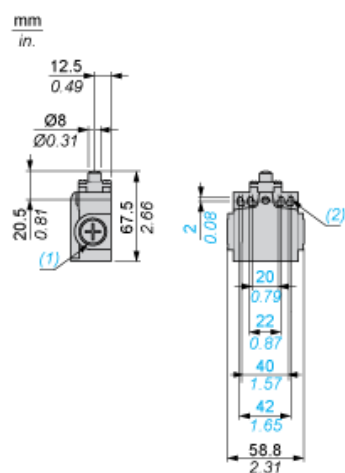
Unit Type of Package 1	PCE
Package 1 Height	1.22 in (3.1 cm)
Package 1 width	2.28 in (5.8 cm)
Package 1 Length	2.68 in (6.8 cm)
Unit Type of Package 2	BB1
Number of Units in Package 2	10
Package 2 Weight	32.63 oz (925.0 g)
Package 2 Height	4.33 in (11 cm)
Package 2 width	5.00 in (12.7 cm)
Package 2 Length	6.65 in (16.9 cm)
Unit Type of Package 3	S03
Number of Units in Package 3	80
Package 3 Weight	17.79 lb(US) (8.069 kg)
Package 3 Height	11.81 in (30 cm)
Package 3 width	11.81 in (30 cm)
Package 3 Length	15.75 in (40 cm)

Offer Sustainability

Sustainable offer status	Green Premium product
California proposition 65	WARNING: This product can expose you to chemicals including: Diisononyl phthalate (DINP), which is known to the State of California to cause cancer, and Di-isodecyl phthalate (DIDP), which is known to the State of California to cause birth defects or other reproductive harm. For more information go to www.P65Warnings.ca.gov
REACH Regulation	 REACH Declaration
EU RoHS Directive	Pro-active compliance (Product out of EU RoHS legal scope)  EU RoHS Declaration
Mercury free	Yes

RoHS exemption information	Yes
Environmental Disclosure	Product Environmental Profile
Circularity Profile	End Of Life Information
Contractual warranty	
Warranty	18 months

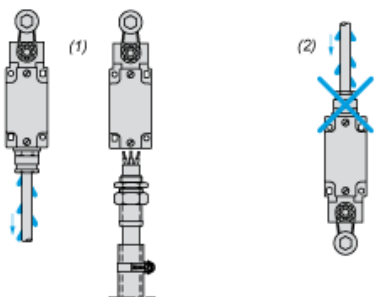
Dimensions



- (1) 2 tapped entry for M16 x 1.5
(2) Ø: 4 elongated holes Ø 4.3 x 6.3

Mounting with Cable Entry

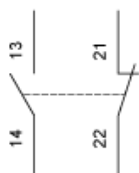
Position of Cable Gland



- (1) Recommended
(2) To be avoided

Wiring Diagram

2-pole NC + NO Snap Action

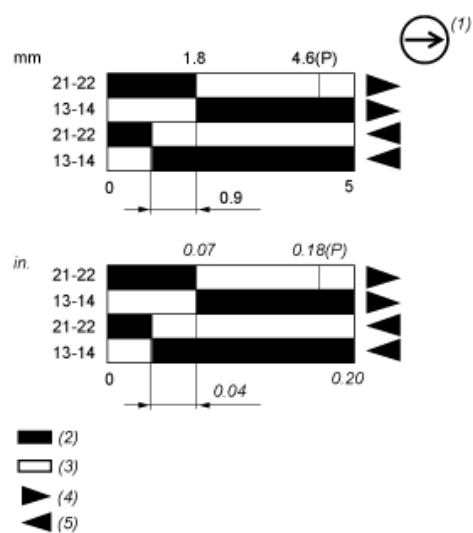


Characteristics of Actuation

Switch Actuation on End



Functionnal Diagram



- (P) Positive opening point
(1) NC contact with positive opening operation
(2) Closed
(3) Open
(4) Tripping
(5) Resetting