

XCMV2110D44

Limit switch, Limit switches XC Standard, XCMD, metal end plunger, 1NC+1 NO, snap, DT04 4P



Main

Range of Product	Telemecanique Limit switches XC Standard
Series name	Standard format
Product or Component Type	Limit switch
Device short name	XCMD
Sensor design	Miniature
Body type	Plug-in body
Head type	Plunger head
Material	Metal
Body Material	Zamak
Head material	Zamak
Fixing Mode	By the body
Movement of operating head	Linear
Type of operator	Spring return plunger metal
Type of approach	Lateral approach, 2 directions
Number of poles	2
Contacts type and composition	1 NC + 1 NO
Contact operation	Snap action

Complementary

Switch actuation	By 30° cam
Electrical connection	Male connector, 4 pins
Contacts insulation form	Zb
Positive opening	With
Positive opening minimum force	42.5 N
Minimum force for tripping	8.5 N
Maximum actuation speed	1.64 ft/s (0.5 m/s)
[Ie] rated operational current	1 A 24 V, DC-13 EN/IEC 60947-5-1 appendix A 3 A 24 V, AC-14
[Ithe] conventional enclosed thermal current	6 A
[Ui] rated insulation voltage	36 V 3)IEC 60947-5-1
Maximum resistance across terminals	25 mOhm IEC 60255-7 category 3
[Uimp] rated impulse withstand voltage	0.8 kV IEC 60664 0.8 kV IEC 60947-1
Short-circuit protection	6 A cartridge fuse gG
Electrical durability	5000000 cycles, DC-13, 24 V, 3 W 60 cyc/mn 0.5 IEC 60947-5-1 appendix C
Mechanical durability	10000000 cycles
Width	1.18 in (30 mm)
Height	2.99 in (76 mm)
Depth	0.83 in (21 mm)
Net Weight	0.20 lb(US) (0.09 kg)

Environment

Shock resistance	25 gn 18 ms IEC 60068-2-27
Vibration resistance	5 gn 10...500 Hz)IEC 60068-2-6
IP degree of protection	IP66 conforming to IEC 60529 IP67 conforming to IEC 60529 IP69 conforming to IEC 60529
IK degree of protection	IK06 EN 62262
Electrical shock protection class	Class III IEC 61140 Class III NF C 20-030
Ambient Air Temperature for Operation	-13...158 °F (-25...70 °C)
Ambient Air Temperature for Storage	-40...158 °F (-40...70 °C)
Protective treatment	TC
Product Certifications	CURus CCC
Standards	UL 508 CSA C22.2 No 14 EN/IEC 60947-5-1 EN/IEC 60204-1

Ordering and shipping details

Category	22413-LIMIT SWITCH, IEC, MINIATURE
Discount Schedule	T
GTIN	3389119642927
Returnability	No

Packing Units

Unit Type of Package 1	PCE
Number of Units in Package 1	1
Package 1 Height	6.30 in (16.0 cm)
Package 1 Width	20.87 in (53.0 cm)
Package 1 Length	24.02 in (61.0 cm)
Package 1 Weight	3.00 oz (85.0 g)
Unit Type of Package 2	S02
Number of Units in Package 2	50
Package 2 Height	5.91 in (15.0 cm)
Package 2 Width	11.81 in (30.0 cm)
Package 2 Length	15.75 in (40.0 cm)
Package 2 Weight	10.53 lb(US) (4.777 kg)

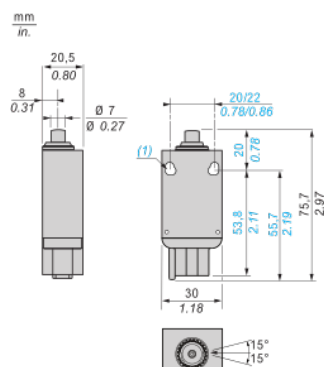
Offer Sustainability

Sustainable offer status	Green Premium product
California proposition 65	WARNING: This product can expose you to chemicals including: Diisononyl phthalate (DINP), which is known to the State of California to cause cancer, and Di-isodecyl phthalate (DIDP), which is known to the State of California to cause birth defects or other reproductive harm. For more information go to www.P65Warnings.ca.gov
REACH Regulation	REACH Declaration
EU RoHS Directive	Pro-active compliance (Product out of EU RoHS legal scope) EU RoHS Declaration
Mercury free	Yes
RoHS exemption information	Yes
Environmental Disclosure	Product Environmental Profile
Circularity Profile	End Of Life Information

Contractual warranty

Warranty	18 months
----------	-----------

Dimensions

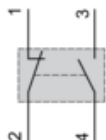


(1) : 2 elongated holes $\varnothing 4.3 \times 6.3$ mm on 22 mm centers or 2 holes $\varnothing 4.3$ on 20 mm centers.

Connections and Schema

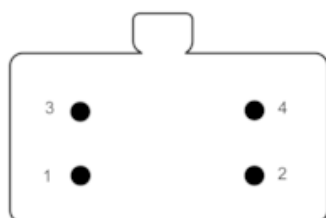
Wiring Diagram

2-pole NC + NO Snap Action



Connections and Schema

Deutsch DT04-4P Male Connector



1 : NC

2 : NC

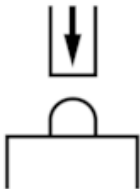
3 : NO

4 : NO

Technical Description

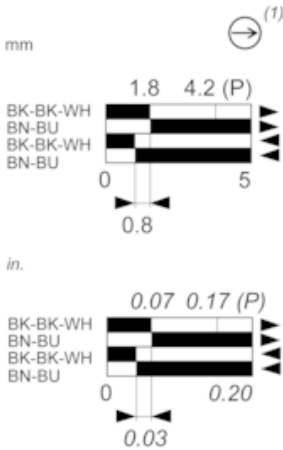
Characteristics of Actuation

Switch Actuation on End



Technical Description

Functional Diagram, Travel Distance



(P) : Positive opening point
(1) : NC contact with positive opening operation
(2) : Closed
(3) : Open
(4) : Tripping
(5) : Resetting
BK : Black
WH : White
BU : Blue
BN : Brown