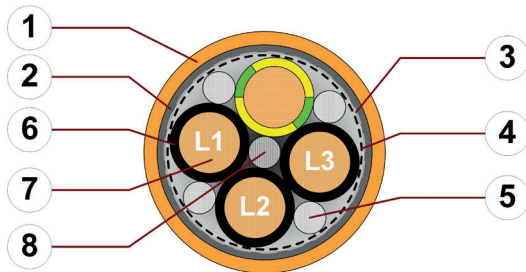


Data sheet

chainflex® CF886









Motor cable (Class 3.1.1.1) ● For flexing applications ● PVC outer jacket ● Shielded ● Flame-retardant



1. Outer jacket: Pressure extruded PVC mixture
2. Overall shield: Braiding made of tinned copper wires
3. Shield foil: Aluminium clad plastic foil
4. Banding: Plastic foil
5. Filling: Plastic yarns
6. Core insulation: Mechanically high-quality, especially low-capacitance TPE mixture
7. Conductor: Stranded conductor consisting of bare copper wires
8. Strain relief: Plastic centre element

Example image
For detailed overview please see design table

Cable structure

	Conductor	Conductor consisting of bare copper wires (according to DIN EN 60228).
	Core insulation	Mechanically high-quality, especially low-capacitance TPE mixture.
	Core structure	Cores wound with an optimised pitch length.
	Core identification	Black cores with white numbers, one green-yellow core. 1. Core: U / L1 / C / L+ 2. Core: V / L2 3. Core: W / L3 / D / L-
	Overall shield	Braiding made of tinned copper wires. Coverage approx. 60% optical
	Outer jacket	Low-adhesion PVC mixture, adapted to suit the requirements in e-chains®. Colour: Pastel orange (similar to RAL 2003) Printing: black

„00000 m** igus chainflex M CF886.--,--① ----② 600/1000V E310776

cRUus AWM Style 2570 VW-1 AWM I/II A/B 80°C 1000V FT1

CE RoHS-II conform www.igus.de +++ chainflex cable works +++

* **Length printing:** Not calibrated. Only intended as an orientation aid.
① / ② Cable identification according to Part No. (see technical table).
Example: ... chainflex ... CF886.15.04 ... (4G1.5)C ... 600/1000V ...



Data sheet






chainflex® CF886



Motor cable (Class 3.1.1.1) ● For flexing applications ● PVC outer jacket ● Shielded
● Flame-retardant



Dynamic information

	Bend radius	e-chain® linear flexible fixed	minimum 15 x d minimum 12 x d minimum 8 x d
	Temperature	e-chain® linear flexible fixed	+5°C up to +70°C -5°C up to +70°C (following DIN EN 60811-504) -15°C up to +70°C (following DIN EN 50305)
	v max.	unsupported	3m/s
	a max.		20m/s ²
	Travel distance		Unsupported travels up to 10m, Class 1

These values are based on specific applications or tests. They do not represent the limit of what is technically feasible.

Guaranteed service life according to guarantee conditions

Double strokes	1 million	3 million	5 million
Temperature, from/to [°C]	R min. [x d]	R min. [x d]	R min. [x d]
+5/+15	17.5	18.5	19.5
+15/+60	15	16	17
+60/+70	17.5	18.5	19.5

Minimum guaranteed service life of the cable under the specified conditions.
The installation of the cable is recommended within the middle temperature range.

Electrical information

	Nominal voltage	600/1000V (following DIN VDE 0298-3) 1000V (following UL)
	Testing voltage	4000V (following DIN EN 50395)



Example image

Data sheet

chainflex® CF886



Motor cable (Class 3.1.1.1) ● For flexing applications ● PVC outer jacket ● Shielded
● Flame-retardant



Properties and approvals

-  **Flame-retardant** According to IEC 60332-1-2, Cable Flame, VW-1, FT1, FT2 / Horizontal Flame
-  **Silicone-free** Free from silicone which can affect paint adhesion (following PV 3.10.7 – status 1992)
-  **PTFE-free** The design of these products does not contain PTFE
-  **UL-verified** Certificate No. V293650: „igus 4-year chainflex cable guarantee and service life calculator based on 2 billion test cycles per year“
-  **UL/CSA AWM** Details see table UL/CSA AWM
-  **NFPA** Following NFPA 79-2018, chapter 12.9
-  **REACH** In accordance with regulation (EC) No. 1907/2006 (REACH)
-  **RoHS** Lead-free Following 2011/65/EC (RoHS-II/RoHS-III)
-  **CE** Following 2014/35/EU



Properties and approvals

UL/CSA AWM Details

Conductor nominal cross section [mm ²]	Number of cores	UL style core insulation	UL style outer jacket	UL Voltage Rating [V]	UL Temperature Rating [°C]
1.5	4	10492	2570	1000	80
2.5	4	10492	2570	1000	80
4	4	10492	2570	1000	80
6	4	10492	2570	1000	80
10	4	10492	2570	1000	80
16	4	10492	2570	1000	80

Example image

Data sheet

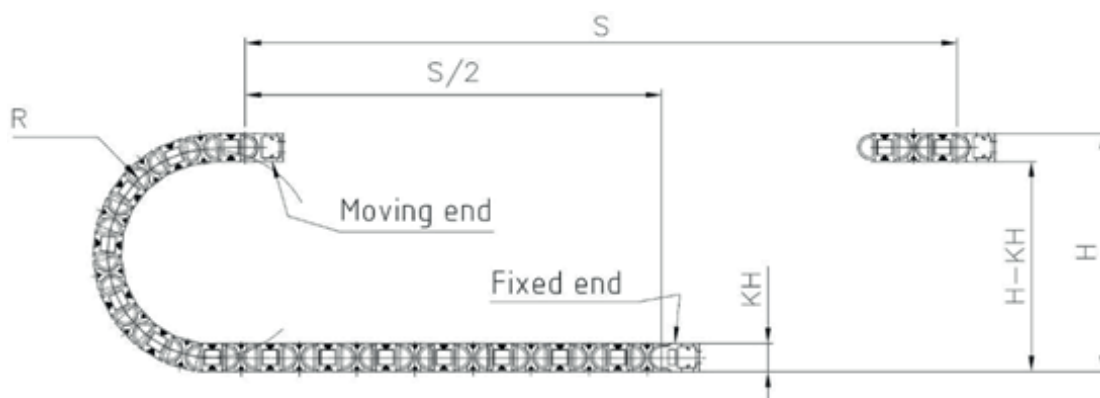
chainflex® CF886



Motor cable (Class 3.1.1.1) ● For flexing applications ● PVC outer jacket ● Shielded
● Flame-retardant

Typical lab test setup for this cable series

Test bend radius R	approx. 75 - 225 mm
Test travel S	approx. 1 - 15 m
Test duration	minimum 2 - 4 million double strokes
Test speed	approx. 0.5 - 2 m / s
Test acceleration	approx. 0.5 - 1.5 m / s ²



Typical application areas

- For flexing applications, Class 3
- Especially for unsupported travels, Class 1
- Without influence of oil, Class 1
- No torsion, Class 1
- Preferably indoor applications
- Wood/stone processing, packaging industry, feeding, handling, adjusting devices



Example image



igus 4-year chainflex cable guarantee and service life calculator based on 2 billion test cycles per year



Data sheet

chainflex® CF886



Motor cable (Class 3.1.1.1) ● For flexing applications ● PVC outer jacket ● Shielded
● Flame-retardant

Technical tables:

Mechanical information

Part No.	Number of cores and conductor nominal cross section [mm ²]	Outer diameter (d) max. [mm]	Copper index [kg/km]	Weight [kg/km]
CF886.15.04	(4G1.5)C	9.0	82	119
CF886.25.04	(4G2.5)C	10.5	132	181
CF886.40.04	(4G4.0)C	12.0	204	263
CF886.60.04	(4G6.0)C	14.5	269	377
CF886.100.04	(4G10)C	18.5	458	577
CF886.160.04	(4G16)C	21.0	760	829

Note: The given outer diameters are maximum values and may tend toward lower tolerance limits.
G = with green-yellow earth core x = without earth core

Electrical information

Conductor nominal cross section [mm ²]	Maximum conductor resistance at 20 °C (following DIN EN 50289-1-2) [Ω/km]	Max. current rating at 30 °C [A]
1.5	13.3	19
2.5	7.98	27
4	4.95	37
6	3.3	48
10	1.91	69
16	1.21	92

The final maximum current rating depends among other things on the ambient conditions, the type of the installation and the number of loaded cores.



Example image



igus 4-year chainflex cable guarantee and service life calculator based on 2 billion test cycles per year



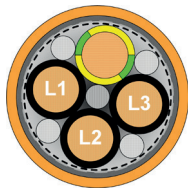
Data sheet

chainflex® CF886



Motor cable (Class 3.1.1.1) ● For flexing applications ● PVC outer jacket ● Shielded
● Flame-retardant

Design table

Part No.	Number of cores	Core design
CF886.XX.04	4	



igus 4-year chainflex cable guarantee and service life calculator based on 2 billion test cycles per year



Example image