Rev	AWO #	Description	Date	Appr
-		RELEASED	2/24/22	

APPROVED: _____

DATE: _____ TITLE: _____

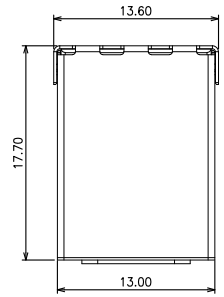

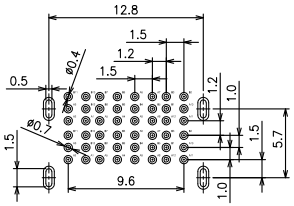

RECOMMENDED PCB LAYOUT(TOP VIEW)
(DEFAULT TOLERANCE:±0.05)

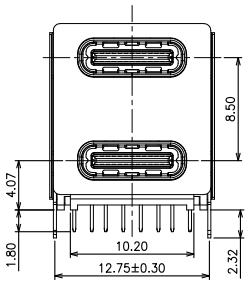

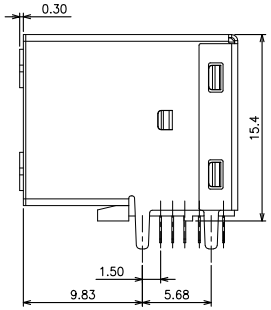

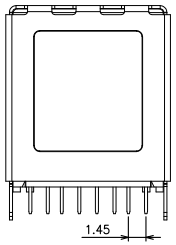

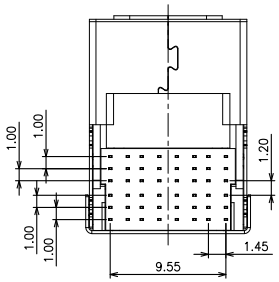

USB TYPE-C FULL-FEATURED RECEPTACLE INTERFACE PIN ASSIGNMENTS

PIN	Signal Name	Description	PIN	Signal Name	Description
A1	GND	Ground return	B12	GND	Ground return
A2	SSTXp1	Positive half of first SuperSpeed TX differential pair	B11	SSRXp1	Positive half of first SuperSpeed RX differential pair
A3	SSTXn1	Negative half of first SuperSpeed TX differential pair	B10	SSRXn1	Negative half of first SuperSpeed RX differential pair
A4	VBUS	Bus Power	B9	VBUS	Bus Power
A5	CC1	Configuration Channel	B8	SBU2	Sideband Use (SBU)
A6	Dp1	Positive half of the USB 2.0 differential pair-Position 1	B7	Dn2	Negative half of the USB 2.0 differential pair-Position 2
A7	Dn1	Negative half of the USB 2.0 differential pair-Position 1	B6	Dp2	Positive half of the USB 2.0 differential pair-Position 2
A8	SBU1	Sideband Use(SBU)	B5	CC2	Configuraation Channel
A9	VBUS	Bus Power	B4	VBUS	Bus Power
A10	SSRXn2	Negative half of second SuperSpeed RX differential pair	B3	SSTXn2	Negative half of second SuperSpeed TX differential pair
A11	SSRXp2	Positive half of second SuperSpeed RX differential pair	B2	SSTXp2	Positive half of second SuperSpeed TX differential pair
A12	GND	Ground return	B1	GND	Ground return

SPECIFICATIONS:
Material:
Insulator: Hi-Temp Thermoplastic, rated UL 94V-0
Insulator color: Black
Contacts: Copper Alloy
Shell: SUS304, Nickel Plated
Mid Plated: SUS301
Plating:
Gold flash over Nickel underplate overall
Electrical:
Current rating: 5 Amp For Collectively Power Supply (A1, A4, A9, A12, B1, B4, B9, B12)
1.25 Amp For Vconn Pin
0.25 Amp For Other Signal Pin
Contact resistance: 30 mohms
Insulation resistance: 100 Mohms
Dielectric withstanding voltage: 100 VAC
Mechanical:
Insert force: 5-20N
Extract force: 8-20N
Durability: 10,000 Cycles
Environmental:
Lead free, RoHS compliant RoHS COMPLIANT

UNLESS OTHERWISE SPECIFIED ALL DIMENSIONS ARE INCHES [MM]. TOLERANCES: EXCEPT AS NOTED

INCHES		HOLES	
.X	± .10	Ø.X	±.10
.XX	± .020	Ø.XX	±.015
.XXX	± .015	Ø.XXX	±.010

DRAWN	LH	2/24/22
CHECKED	LW	2/24/22
APPROVED		

THIS DRAWING CONTAINS INFORMATION THAT IS PROPRIETARY AND SHOULD NOT BE USED WITHOUT PRIOR WRITTEN PERMISSION FROM ADAM TECH

ADAM TECH
909 Rahway Avenue,
Union, NJ 07083
Phone: 908-687-5000
Fax: 908-687-5710

TITLE UNIVERSAL SERIAL BUS, TYPE C, DUAL PORT, FEMALE, RIGHT ANGLE

SIZE	PART NO.	REV.
X	USB-C31-D-RA-CS2	-

REF: S00165C-1 | SCALE: NTS | SHEET 1 OF 1