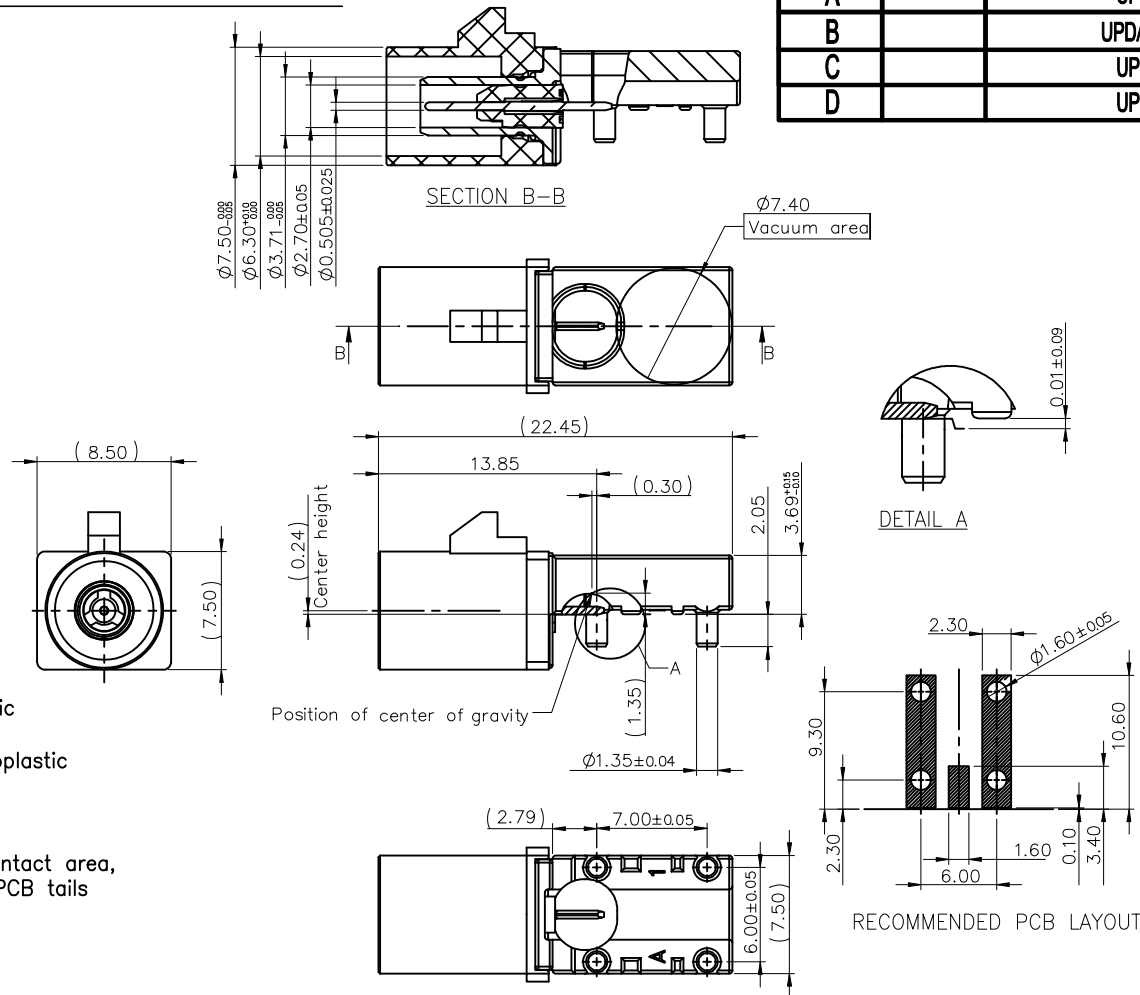


APPROVED: \_\_\_\_\_

DATE: \_\_\_\_\_ TITLE: \_\_\_\_\_

Rev	AWO #	Description	Date	Appr
-		RELEASED	11/13/19	
A		UPDATE SPEC.	1/8/20	LH/KL
B		UPDATE DRAWING	3/21/23	WX/JL
C		UPDATE SPEC.	9/16/25	WY/RC
D		UPDATE SPEC.	9/26/25	WY/RC



#### SPECIFICATIONS:

##### Material:

Insulator: (PA4T) Hi-Temp Thermoplastic

Insulator color: See Page 2

Inner Insulator: (LCP) Hi-Temp Thermoplastic

Contacts: Copper Alloy

Shell: Zinc Alloy, Matte Tin plated

##### Plating:

6u" Gold over Nickel underplate on contact area,

Matte Tin over Copper underplate on PCB tails

##### Electrical:

Impedance: 50 ohms

Voltage rating: 335 VAC RMS

Current rating: 1.0 Amp max

Contact resistance: 10 mohms max @20mV max

Insulation resistance: 1,000 Mohms min @100V DC

Dielectric withstanding voltage: AC 800 V RMS Min 60HZ

Return loss: ≥26 dB, DC to 1 GHz

≥23 dB, DC 1 to 2.4 GHz

≥20 dB, DC 2.4 to 4 GHz

≥15 dB, DC 4 to 6 GHz

##### Mechanical:

Mating Cycles: 25 Insertions

Retention force: 110N min

##### Environmental:

Thermal shock & Vibration: USCAR-17

##### Temperature Rating:

Operating temperature: -40°C to +105°C

##### Packing:

Standard: 250 pcs in tape & reel

##### Environmental:

Lead free, RoHS compliant.



#### PACKAGED ON TAPE & REEL

UNLESS OTHERWISE SPECIFIED ALL DIMENSIONS  
ARE MILLIMETERS. TOLERANCES: EXCEPT AS NOTED

MM	X.	± 0.50	ANGLE	± 5°
	.X	± 0.30		
	.XX	± 0.20		

DRAWN	LH	11/13/19
CHECKED	KL	11/13/19
APPROVED		

#### CONFIDENTIAL AND PROPRIETARY

© Adam Tech. All rights reserved. This document contains confidential and proprietary information belonging to Adam Tech. It is provided solely for design and reference purposes by authorized parties. Any reproduction, distribution, display, or disclosure to third parties, in whole or in part, without the prior written consent of Adam Tech, is strictly prohibited. Adam Tech retains all rights, including copyright, trademark, trade secret, and all other intellectual property rights worldwide.

**ADAM**  
**TECH**

909 Rahway Avenue,  
Union, NJ 07083  
Phone: 908-687-5000  
adam-tech.com

TITLE

FAKRA PLUG, R/A, FOR PCB (DIP/SMT)

SIZE X	PART NO. RF55-40X-Y-00-50-X-T/R	REV. D
REF: S00013T	SCALE: NTS	SHEET 1 OF 3

654321

RevAWO #DescriptionDateAppr

SEE SHT 1 OF 3 FOR REVISION

APPROVED: \_\_\_\_\_

DATE: \_\_\_\_\_ TITLE: \_\_\_\_\_

RF55-40X-Y-00-50-X-T/R

Coding	A	B	C	D	E	F	G
Plug							
Color	Black	White	Blue	Bordeaux Violet	Green	Brown	Grey
Part NO.	RF55-40A-Y-00-50-X-T/R	RF55-40B-Y-00-50-X-T/R	RF55-40C-Y-00-50-X-T/R	RF55-40D-Y-00-50-X-T/R	RF55-40E-Y-00-50-X-T/R	RF55-40F-Y-00-50-X-T/R	RF55-40G-Y-00-50-X-T/R
Coding	H	I	K	L	M	N	Z
Plug							
Color	Violet	Beige	Curry	Camine Red	Pastel Orange	Pastel Green	Water Blue
Part NO.	RF55-40H-Y-00-50-X-T/R	RF55-40I-Y-00-50-X-T/R	RF55-40K-Y-00-50-X-T/R	RF55-40L-Y-00-50-X-T/R	RF55-40M-Y-00-50-X-T/R	RF55-40N-Y-00-50-X-T/R	RF55-40Z-Y-00-50-X-T/R

UNLESS OTHERWISE SPECIFIED ALL DIMENSIONS ARE MILLIMETERS. TOLERANCES: EXCEPT AS NOTED

MMX.XXX

± 0.50± 0.30± 0.20

ANGLE

± 5°

DRAWN

LH

11/13/19

CHECKED

KL

11/13/19

APPROVED

CONFIDENTIAL AND PROPRIETARY

© Adam Tech. All rights reserved. This document contains confidential and proprietary information belonging to Adam Tech. It is provided solely for design and reference purposes by authorized parties. Any reproduction, distribution, display, or disclosure to third parties, in whole or in part, without the prior written consent of Adam Tech, is strictly prohibited. Adam Tech retains all rights, including copyright, trademark, trade secret, and all other intellectual property rights worldwide.

ADAMTECH

909 Rahway Avenue,  
Union, NJ 07083  
Phone: 908-687-5000  
adam-tech.com

TITLE

FAKRA PLUG, R/A, FOR PCB (DIP/SMT)

SIZE

X

PART NO.

RF55-40X-Y-00-50-X-T/R

REV.

D

REF:

S00013T

SCALE:

NTS

SHEET

2 OF 3

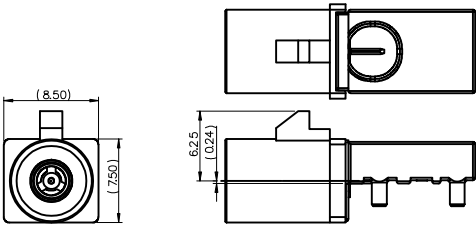
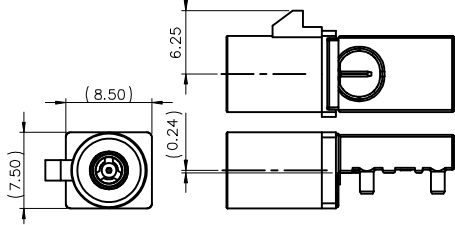
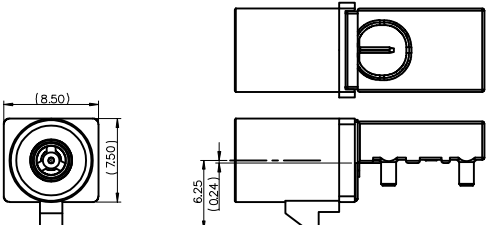
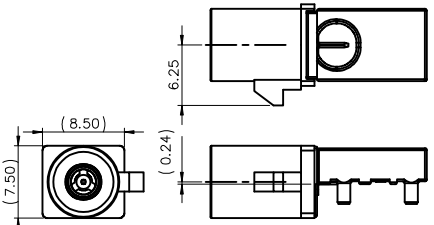
654321

APPROVED: \_\_\_\_\_

DATE: \_\_\_\_\_ TITLE: \_\_\_\_\_

Rev	AWO #	Description	Date	Appr
SEE SHT 1 OF 3 FOR REVISION				

RF55-40X-Y-00-50-X-T/R

Corpling nose up	Corpling nose left
RF55-40X-Y-00-50-A-T/R	RF55-40X-Y-00-50-C-T/R
	
Corpling nose down	Corpling nose right
RF55-40X-Y-00-50-B-T/R	RF55-40X-Y-00-50-D-T/R
	

UNLESS OTHERWISE SPECIFIED ALL DIMENSIONS  
ARE MILLIMETERS. TOLERANCES: EXCEPT AS NOTED

MM	X.	± 0.50	ANGLE	± 5°
	.X	± 0.30		
	.XX	± 0.20		

DRAWN	LH	11/13/19
CHECKED	KL	11/13/19
APPROVED		

CONFIDENTIAL AND PROPRIETARY  
© Adam Tech. All rights reserved. This document contains confidential and  
proprietary information belonging to Adam Tech. It is provided solely for design and  
reference purposes by authorized parties. Any reproduction, distribution, display, or  
disclosure to third parties, in whole or in part, without the prior written consent of  
Adam Tech, is strictly prohibited. Adam Tech retains all rights, including copyright,  
trademark, trade secret, and all other intellectual property rights worldwide.

**ADAM**  
**TECH**

909 Rahway Avenue,  
Union, NJ 07083  
Phone: 908-687-5000  
adam-tech.com

TITLE  
FAKRA PLUG, R/A, FOR PCB (DIP/SMT)

SIZE X	PART NO. RF55-40X-Y-00-50-X-T/R	REV. D
REF: S00013T	SCALE: NTS	SHEET 3 OF 3