



**EVALUATION KIT AVAILABLE**  
Contact us to request yours

# CT Meter


**AC Current Measurement When Using Current Transformers**



**Easy to Use. Easy to Read.**

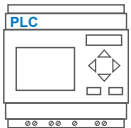
**High resolution 5A Input**  
for use with current transformers

**0.5%** Accuracy

 Programmable 4 digit star-burst display. Custom messages & annunciators



10 alarm set points



2 outputs: Digital (open collector) or Analog (4-20mA)  
**\*NEW\*** Digital Output Delays

**(16)** Position switch for selecting standard configurations

Less than 53mm deep

**WIDE viewing angle**

**40**  
Segment curved bar graph display

Programmable backlight color to alert user



Remote monitoring with APM Gateway and Trumeter Cloud



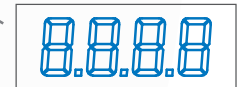
 Programmable scale



USB port for custom user settings via the **free easy-to-use software**

Available in either

**POSITIVE**  
**NEGATIVE**



Full 4 digit readout for accuracy

**Featuring an acclaimed easy-to-read display, combined with easy-to-use programming software and a high resolution input, the CT Meter is designed specifically for use with current transformers.**

Accurately measuring up to 10,000 amps when used with an external current transformer, the CT Meter's unique display includes three-color dynamic backlighting and programmable scale, now with 10 alarm set-points, linear and non-linear scaling and delayed alarm activation.

The customizable four-character message display and scalability enable users to tailor the meter to display critical parameters to their desired specifications. The set-points, coupled with the backlighting allows operators to be visually alerted when a parameter is out of range. The two outputs can be used to connect the APM to other systems in the process.

## Key Features

### Unique Display

- 40 segment bar graph display
- Large 4-digit display
- Separate Starburst display area for annunciators, custom messages and alarm information
- Dynamic backlight color

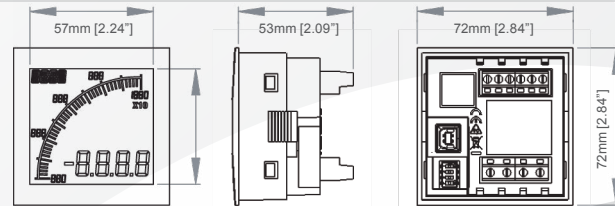
### Visibility

- User-adjustable backlight brightness and colour
- Large display
- Wide viewing angle (horizontal and vertical)
- Custom annunciators

### Programmable

- Scale (offset, gain and linear) and Range (min and max)
- User selectable backlight color and intensity
- 20 point non-linearization scaling for non-linear sensors e.g. thermocouples and pressure transducers
- Ten independent alarm set-points
- Configurable digital output delays (control the time output stays open/closed - .5 seconds – 120 seconds)

### Dimensions:



Panel cutout: 68mm x 68mm [2.68" x 2.68"] as per DIN43700/IEC61554

#### INPUT

Range (CT Output Current)  
Range (via External CT)  
Accuracy

#### CURRENT

0 - 5A  
0 - 10,000A  
0.5%

#### ENVIRONMENTAL

Temperature - operating  
Temperature - storage  
IP rating (from the front)  
NEMA rating (from the front)

-10 to +60°C  
-40 to +70°C  
IP65  
Type 4 & Type 12 (UL50)

#### POWER SUPPLY

Nominal Input

12-24VAC or DC

#### DISPLAY

Number of digits  
Digit height  
Number of message characters  
Backlight colours  
LCD display

4  
12mm [0.47"]  
4  
Red, Green, White  
Positive or Negative

#### OUTPUTS

Max voltage  
Max current  
Analogue output

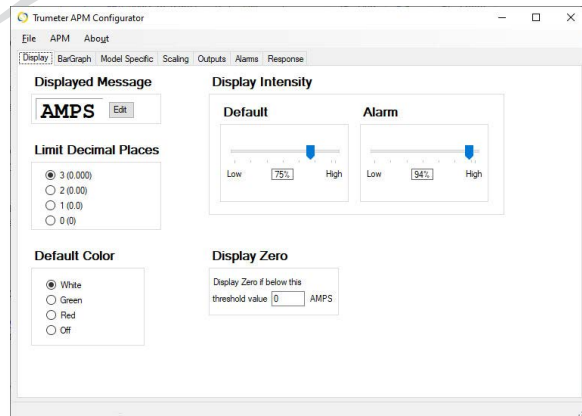
34V  
500mA  
4-20mA

#### CERTIFICATION

UL, cUL, CE

## Easy To Use Software

Just plug into any USB port on your PC, run the freely available APM Configurator application and you're off. No drivers required.



### Part Numbers:

APM-CT-APO  
APM-CT-ANO  
022128-01  
022150-01

APM CT Meter, Positive LCD, With Outputs  
APM CT Meter, Negative LCD, With Outputs  
USB Cable  
APM Evaluation Kit

We can **customize our APMs** to match your requirements, adding extra **functionality** or **communication protocols** to suit your needs. If you can't find what you're looking for, **ask about our custom solutions!**

