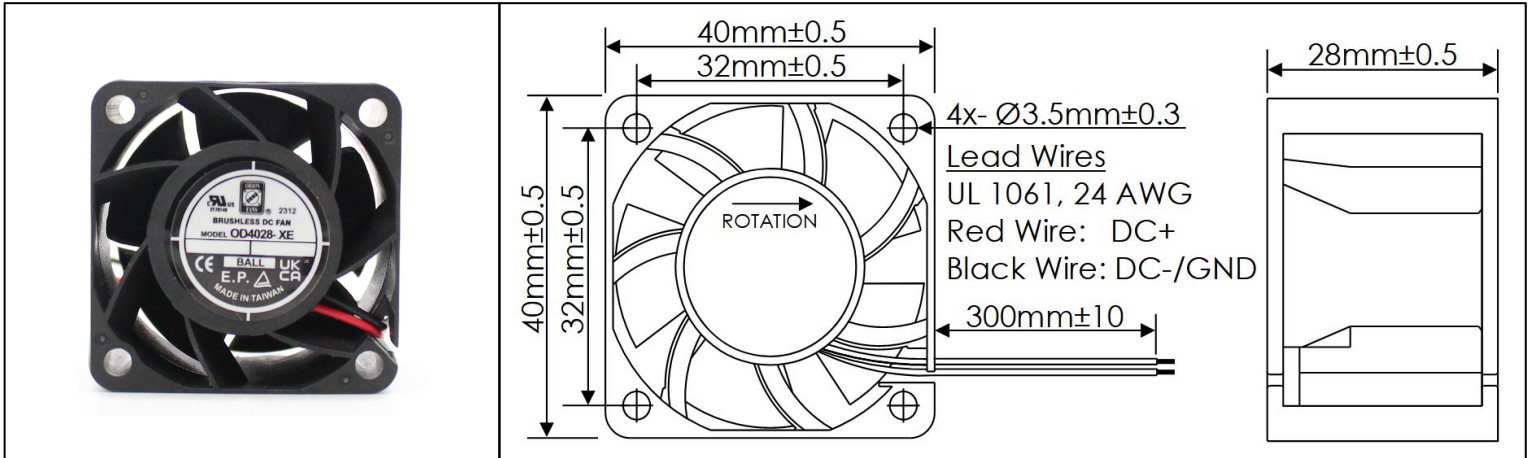


OD4028 XE Series



DC Fans - 12, 24V
40mm x 28mm (1.58" x 1.10")



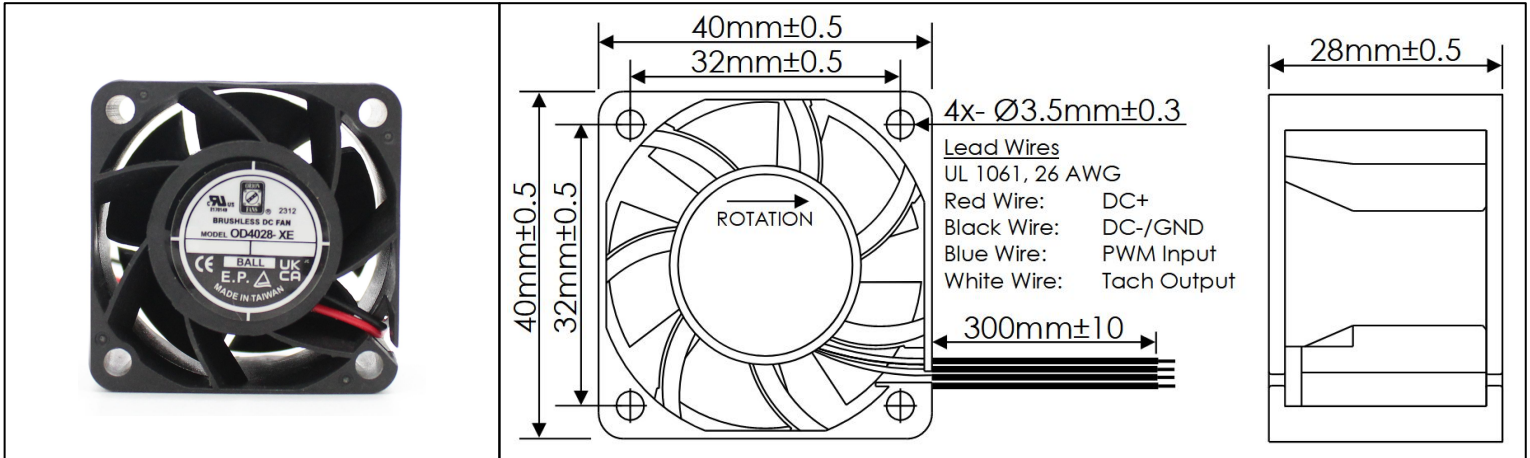
Frame & Impeller	PBT, UL94 V-0 Plastic	<u>Operating Temperature</u> -20°C ~ +65°C	
Connection	2x Lead Wires, 24 AWG	<u>Storage Temperature</u> -20°C ~ +75°C	
Motor	Brushless DC, Auto Cutoff, Auto Restart, Polarity Protected, Electronically Protected	<u>Life Expectancy</u> 70,000 Hours (L10 at 40°C)	
Bearing System	Dual Ball Bearing	<u>Available Options</u> Tachometer Output Alarm Output PWM Speed Control Input Thermal Speed Control	
Dielectric Strength	500VDC/min, <1mA	0-10V Speed Control IP Ratings	
Insulation Resistance	≥10MΩ @500V DC	Weight: 0.10 lbs	

Part Number	Rated Voltage (Volts DC)	Voltage Range (Volts DC)	Input Power (Watts)(Max)	Rated Current (Amps)(Max)	Rated Speed (RPM)	Max Airflow (CFM)	Noise Level (dBA)	Max Static Pressure ("H2O)
OD4028-12HBXE	12	8 ~ 13.8	16.8	1.40	22750	31.5	64.2	3.0
OD4028-12MBXE	12	8 ~ 13.8	15.6	1.30	20900	28.6	62.1	2.8
OD4028-24HBXE	24	14 ~ 26	15.6	0.65	22750	31.5	64.2	3.0
OD4028-24MBXE	24	14 ~ 26	14.4	0.60	20900	28.6	62.1	2.8

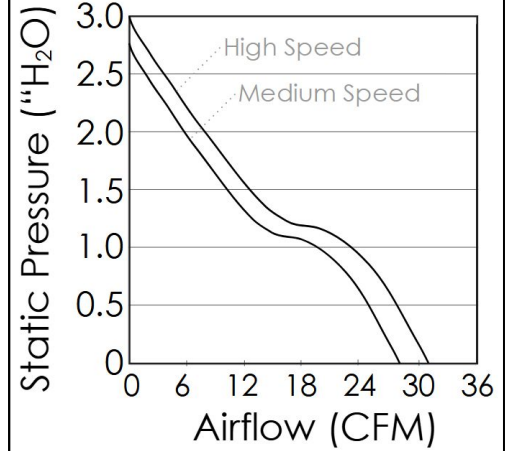
OD4028 XE Series with PWM and Tach



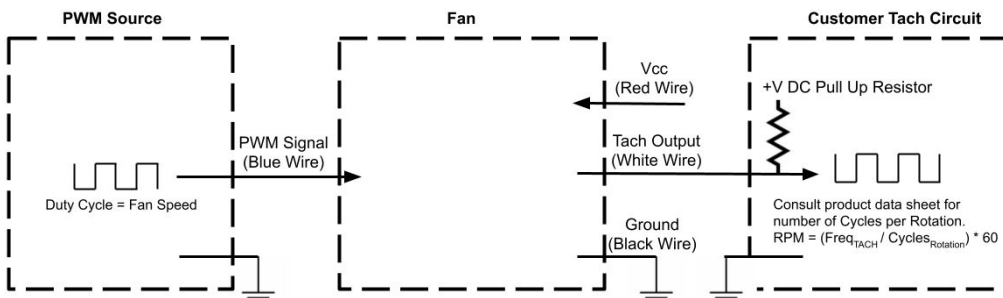
DC Fans - 12, 24V
40mm x 28mm (1.58" x 1.10")



Frame & Impeller	PBT, UL94 V-0 Plastic	Operating Temperature -20°C ~ +65°C
Connection	4x Lead Wires, 26 AWG	Storage Temperature -20°C ~ +75°C
Motor	Brushless DC, Auto Cutoff, Auto Restart, Polarity Protected, Electronically Protected	Life Expectancy 70,000 Hours (L10 at 40°C)
Bearing System	Dual Ball Bearing	Installed Options PWM Speed Control Input Open Collector Tach Output
Dielectric Strength	500VDC/min, <1mA	Weight: 0.10 lbs
Insulation Resistance	≥10MΩ @500V DC	



Part Number	Rated Voltage (Volts DC)	Voltage Range (Volts DC)	Input Power (Watts)(Max)	Rated Current (Amps)(Max)	Rated Speed (RPM)	Max Airflow (CFM)	Noise Level (dBA)	Max Static Pressure ("H2O)
OD4028-12HBXE10A	12	8 ~ 13.8	16.8	1.40	22750	31.5	64.2	3.0
OD4028-12MBXE10A	12	8 ~ 13.8	15.6	1.30	20900	28.6	62.1	2.8
OD4028-24HBXE10A	24	14 ~ 26	15.6	0.65	22750	31.5	64.2	3.0
OD4028-24MBXE10A	24	14 ~ 26	14.4	0.60	20900	28.6	62.1	2.8



Tach Max Pullup Voltage: Fan Vcc
 Tach Max Sink Current: 5mA
 Tach Cycles per Rotation: 2
 PWM Maximum High Voltage: 5V
 PWM Minimum High Voltage: >2.7V
 PWM Max Sink Current: 5mA
 PWM Frequency Range: 1KHz-100KHz
 PWM Typical Frequency: 25KHz
 RPM at 0% Duty Cycle: 0 RPM
 RPM will be full speed if PWM input is disconnected.
 RPM will be 0 RPM if PWM input is grounded.