

MVP12 Steel F&B, 8XM12, 5POLE, PRE-WIRED CABLE

10.0m TPE-V 16x0.5+3x1.0

Art.No.: 8044-78510-4531000

Weight: 2.650 kg

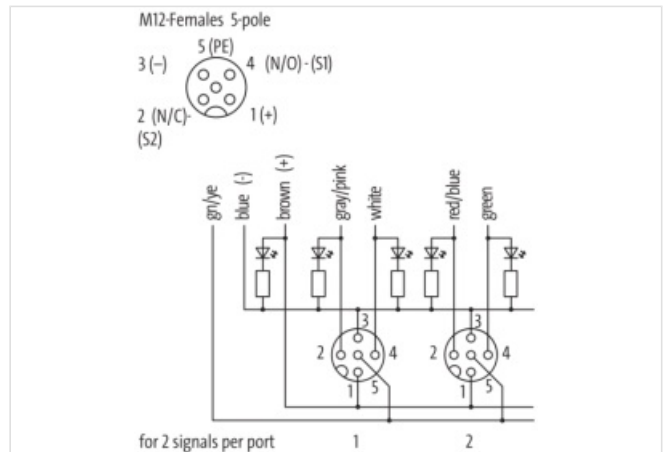
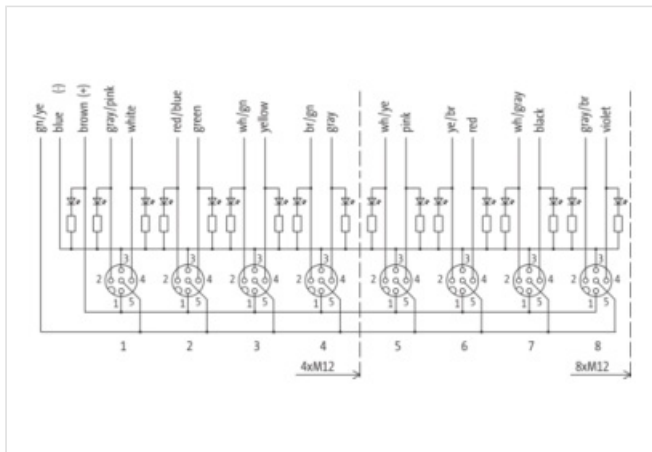
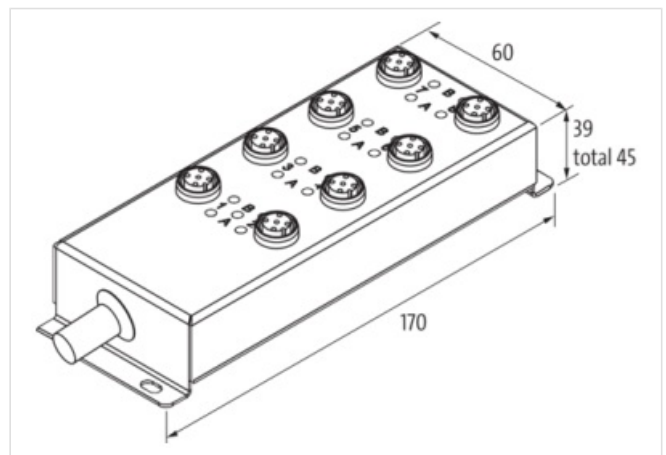
Country of origin: DE

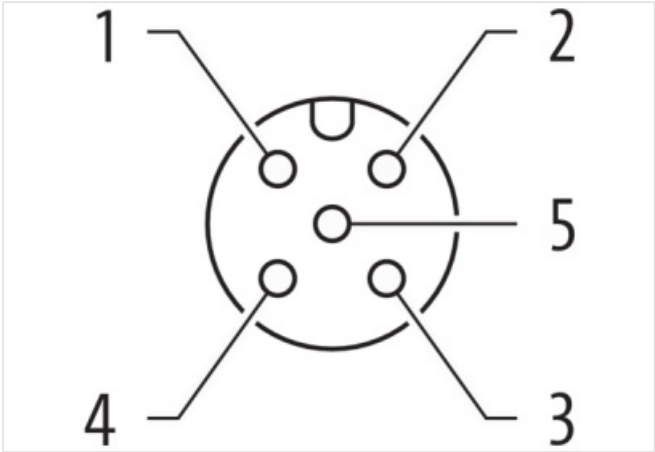
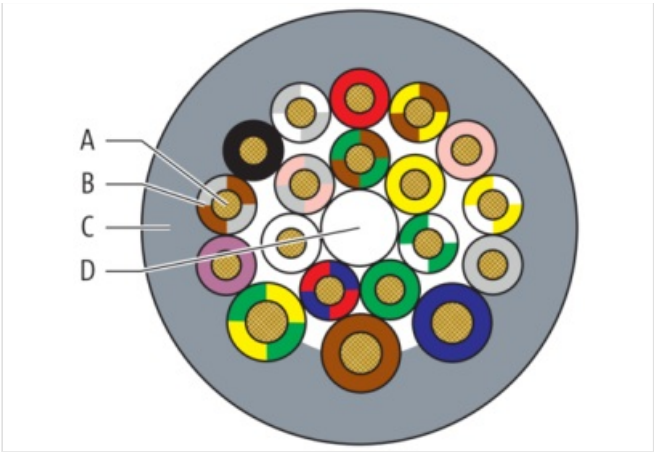
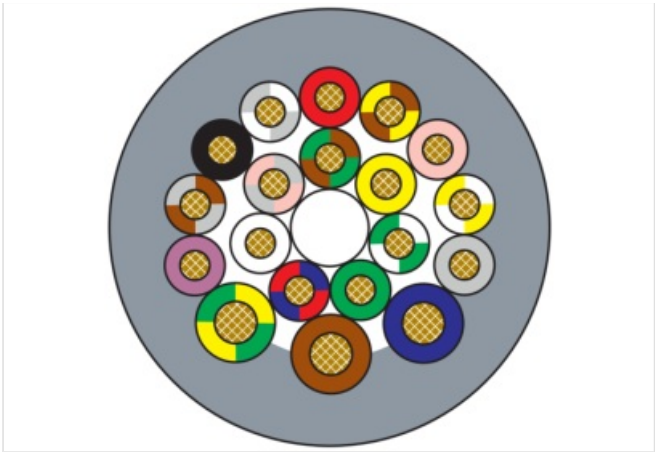
Model designation: MVP12M-AN8F 453 10.0 F&B

5-pole

Further cable lengths on request.

The resistance to aggressive media should be individually tested for your application. Further details on request.

[Link to Product](#)**Illustration**



Product may differ from Image



Header	
Material short text	MVP12M-AN8F 453 10.0 F&B
Commercial data	
URL Webshop	https://shop.murrelektronik.com/8044-78510-4531000
GTIN	4048879554145
ECLASS-6.0	27143423
ECLASS-6.1	27279219
ECLASS-7.0	27279219
ECLASS-7.1	27279219
ECLASS-8.0	27279219
ECLASS-8.1	27279219
ECLASS-9.0	27440108
ECLASS-9.1	27440108
ECLASS-10.0.1	27440108
ECLASS-10.1	27440108
ECLASS-11.0	27440108
ECLASS-11.1	27440108
ECLASS-12.0	27440108

ECLASS-13.0	27440108
ECLASS-14.0	27440108
ETIM-5.0	EC002585
ETIM-6.0	EC002585
ETIM-7.0	EC002585
ETIM-8.0	EC002585
customs tariff number	85444290
EAN	4048879554145
Packaging unit	1

Electrical data | Supply

Operating voltage DC	24 V
Current operating per contact max.	4 A

Installation | Connection

Mounting set	M12 x 1
--------------	---------

Device protection | Electrical

Degree of protection (EN IEC 60529)	IP67, IP68, IP65
Degree of protection (ISO 20653:2013)	IP69K
Additional condition protection degree	inserted, screwed

Mechanical data | Material data

Material housing	Stainless steel 1.4404 (V4A)
------------------	------------------------------

Mechanical data | Mounting data

Mounting method	Schraubgewinde
-----------------	----------------

Environmental characteristics | Climatic

Operating temperature min.	-30 °C
Operating temperature max.	80 °C
Additional condition temperature range	depending on cable quality

Installation | Cable

Cable identification	453
Function cable	Hybrid
Amount stranding	1
Stranding	Wires
Amount stranding (type 2)	1
Stranding (type 2)	Wires
Filler	Yes
Wire arrangement	gray-pink, brown-green, yellow, green-white, green, red-blue, white, (brown-gray, black, gray-white, red, brown-yellow, pink, yellow-white, gray, blue, brown, green-yellow, violet)
Cable weight	181 g/m
Material wire insulation	PP
Amount wires	16
Outer diameter insulation	1,6 mm
Outer diameter tolerance core insulation	± 0,05 mm
Shore hardness wire insulation	65 ± 3 Shore D
Ingredient freeness wire insulation	lead-free, cadmium-free, CFC-free, halogen-free, silicone-free
Amount strands (wire)	64
Diameter of single wires	0,1 mm
Conductor crosssection (wire)	0,5 mm²
Material conductor wire	Stranded copper wire, bare
Conductor type (wire)	strand class 6
Material wire insulation (type 2)	PP
Outer diameter wire insulation (type 2)	2,1 mm
Tolerance outer diameter wire insulation (type 2)	± 0,05 mm

Shore hardness wire insulation (type 2)	65 ± 3 Shore D
Ingredient freeness wire insulation (type 2)	lead-free, cadmium-free, CFC-free, halogen-free, silicone-free
Amount wires (type 2)	3
Amount strands wire (type 2)	128
Diameter of single wires (type 2)	0,1 mm
Conductor crosssection wire (type 2)	1 mm ²
Material conductor wire (type 2)	Stranded copper wire, bare
Wire conductor type (type 2)	strand class 6
Outer-diameter (jacket)	11,6 mm
Tolerance outer diameter (sheath)	± 5 %
Material jacket	TPE-V
Shore hardness jacket	80 ± 5 Shore A
Freedom from ingredients (jacket)	lead-free, cadmium-free, CFC-free, halogen-free, silicone-free
Conductor resistance (wire)	39 Ω/km @ 20 °C
Conductor resistance (wire type 2)	19.5 Ω/km @ 20 °C
Nominal voltage max.	300 V
Withstand voltage (wire - wire)	2 kV @ 60 s
Withstand voltage (wire - jacket)	2 kV @ 60 s
Current load capacity (standard)	to DIN VDE 0298-4
Current load capacity max. (wire)	5,9 A
Current load capacity max. Wire (type 2)	15 A
Operating temperature min. (static)	-40 °C
Operating temperature max. (static)	90 °C
Operating temperature min. (dynamic)	-20 °C
Operating temperature max. (dynamic)	90 °C
Bending radius (fixed)	5 × Outer diameter
Bending radius (dynamic)	10 × Outer diameter
No. of bending cycles (C-track)	5 Mio. @ 25 °C
Traversing distance (C-track)	5 m @ 25 °C
Travel speed (C-track)	3.3 m/s @ 25 °C
Acceleration (C-track)	5 m/s ² @ 25 °C

Connection type 2

Family construction form	free cable end
No. of poles	19
Color contact carrier	gray
Family construction form	M12
No. of poles	5
Coding	A
Gender	female
Color contact carrier	black
PIN 1	+
PIN 2	NC S 2
PIN 3	-
PIN 4	NO S 1
PIN 5	PE