

CAP FOR D-BOX M12 8-WAY 5-POLE

No pot.-sep. 10m PUR UL/CSA, 16x0,5+3x1,0

Art.No.: 8000-88559-4521000

Weight: 2.023 kg

Country of origin: CZ

Model designation: MVZ-HL 8xM12 452 10.0m

for 8-way distribution boxes, 5-pole

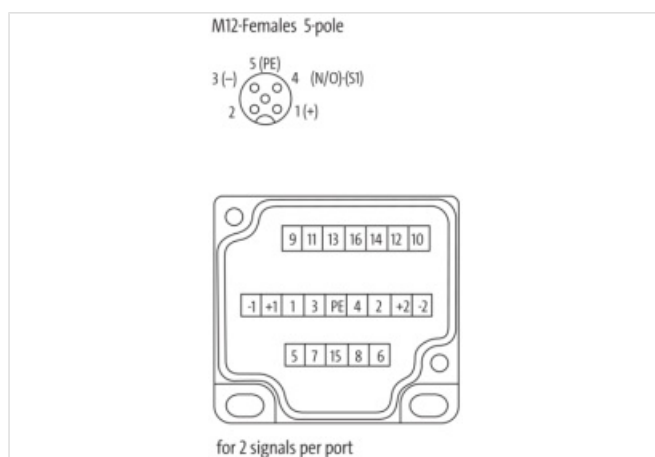
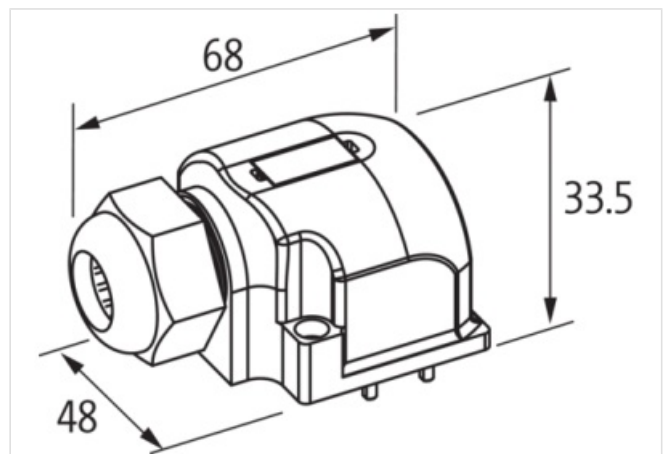
Further cable lengths on request.

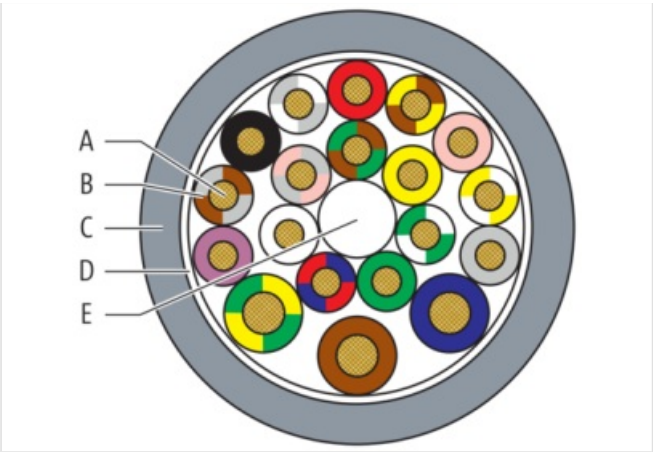
Plastic housings with good resistance against chemicals and oils.

The resistance to aggressive media should be individually tested for your application. Further details on request.

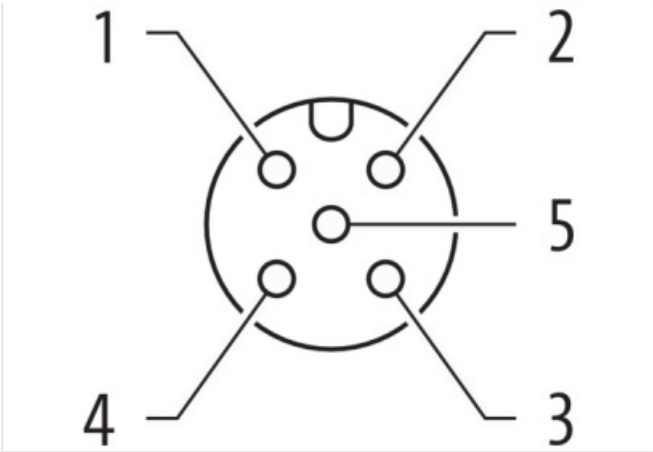
[Link to Product](#)

Illustration





Product may differ from Image



Header

Material short text MVZ-HL 8xM12 452 10.0m

Commercial data

URL Webshop	https://shop.murrelektronik.com/8000-88559-4521000
GTIN	4048879053723
ECLASS-6.0	27143423
ECLASS-6.1	27279219
ECLASS-7.0	27279219
ECLASS-7.1	27279219
ECLASS-8.0	27279219
ECLASS-8.1	27279219
ECLASS-9.0	27440108
ECLASS-9.1	27440108
ECLASS-10.0.1	27440108
ECLASS-10.1	27440108
ECLASS-11.0	27440108
ECLASS-11.1	27440108
ECLASS-12.0	27440108
ECLASS-13.0	27440108
ECLASS-14.0	27440108
ETIM-5.0	EC002585
ETIM-6.0	EC002585
ETIM-7.0	EC002585
ETIM-8.0	EC002585
customs tariff number	85444290
EAN	4048879053723
Packaging unit	1

Electrical data | Supply

Total current max. 8 A

Device protection | Media

Flame resistance flame retardant

Mechanical data | Material data

Material housing Plastic

Environmental characteristics Climatic	
Operating temperature min.	-20 °C
Operating temperature max.	70 °C
Additional condition temperature range	depending on cable quality
Installation Cable	
Cable identification	452
Function cable	Hybrid, Signal, Power
Amount stranding	1
Stranding	Wires
Amount stranding (type 2)	1
Stranding (type 2)	Wires
Banding	Fleece
Filler	Yes
Wire arrangement	gray-pink, brown-green, yellow, green-white, green, red-blue, white, (brown-gray, black, gray-white, red, brown-yellow, pink, yellow-white, gray, blue, brown, green-yellow, violet)
Cable weight	201,1 g/m
Material wire insulation	PP
Amount wires	16
Outer diameter insulation	1,6 mm
Outer diameter tolerance core insulation	± 0,1 mm
Shore hardness wire insulation	70 ± 5 Shore D
Ingredient freeness wire insulation	lead-free, CFC-free, halogen-free, LABS-free, silicone-free
Amount strands (wire)	64
Diameter of single wires	0,1 mm
Conductor crosssection (wire)	0,5 mm ²
Material conductor wire	Stranded copper wire, bare
Conductor type (wire)	strand class 6
Material wire insulation (type 3)	PP
Outer diameter wire insulation (type 3)	2,1 mm
Tolerance outer diameter wire insulation (type 3)	± 0,1 mm
Shore hardness wire insulation (type 3)	70 ± 5 Shore D
Ingredient freeness wire insulation (type 3)	lead-free, cadmium-free, CFC-free, halogen-free, LABS-free, silicone-free
Amount wires (type 3)	3
Amount strands wire (type 3)	128
Diameter of single wires (type 3)	0,1 mm
Wire conductor cross section (type 3)	1 mm ²
Material conductor wire (type 3)	Stranded copper wire, bare
Conductor type wire (type 3)	strand class 6
Outer-diameter (jacket)	11,5 mm
Tolerance outer diameter (sheath)	± 5 %
Material jacket	PUR
Shore hardness jacket	90 ± 5 Shore A
Freedom from ingredients (jacket)	lead-free, cadmium-free, CFC-free, halogen-free
Material property (jacket)	abrasion-resistant, low adhesion, good machinability, matte
Conductor resistance (wire)	39 Ω/km @ 20 °C
Conductor resistance (wire type 3)	19.5 Ω/km @ 20 °C
Max. rated voltage (conductor - ground)	300 V
Max. rated voltage (conductor - conductor)	500 V
Withstand voltage (wire - wire)	2 kV @ 60 s
Withstand voltage (wire - jacket)	2 kV @ 60 s
Current load capacity (standard)	to DIN VDE 0298-4
Current load capacity max. (wire)	5,9 A

The information in this Product-PDF has been compiled with the utmost care.

Liability for the correctness completeness and topicality of the information is restricted to gross negligence. Version: 2026-01-10

Murrelektronik GmbH | Grabenstraße 29 | 71570 Oppenweiler | Fon +49 (71 91) 47-0 | Fax +49 (71 91) 47-491000 | shop@murrelektronik.com | shop.murrelektronik.com

Current load capacity max. Wire (type 2)	15 A
Operating temperature min. (static)	-40 °C
Operating temperature max. (static)	80 °C / 90 °C @ 10000 h Operation
Operating temperature min. (dynamic)	-25 °C
Operating temperature max. (dynamic)	80 °C / 90 °C @ 10000 h Operation
Operating temperature min. (drag chain)	-5 °C
Operating temperature max. (drag chain)	60 °C
Other resistances	resistant to hydrolysis, resistant to microbes
Bending radius (fixed)	7.5 × Outer diameter
Bending radius (dynamic)	10 × Outer diameter
No. of bending cycles (C-track)	5 Mio. @ 25 °C
Traversing distance (C-track)	10 m @ 25 °C horizontal
Travel speed (C-track)	3 m/s @ 25 °C
Acceleration (C-track)	10 m/s² @ 25 °C

Connection type 2

Family construction form	free cable end
No. of poles	19
Family construction form	M12
No. of poles	5
Coding	A
Gender	female
Color contact carrier	black
PIN 1	+
PIN 2	NC S 2
PIN 3	-
PIN 4	NO S 1
PIN 5	PE