

EXACT12, 8XM12, 4 POLE MOULDED CABLE

5.0m PUR 8x0,34+3X0.75

Art.No.: 8000-88412-3620500

Weight: 0.830 kg

Country of origin: DE

Model designation: MVP12N-AN8V362 5.0m-XA

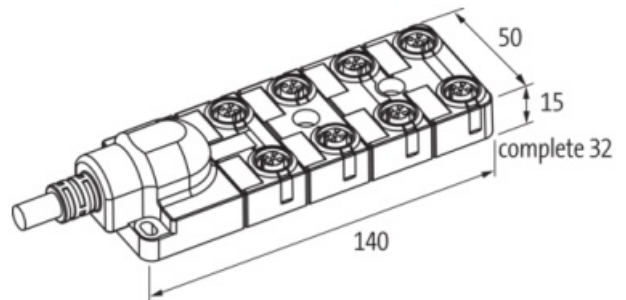
8-way, 4-pole

without LED, up to 125 V AC/DC

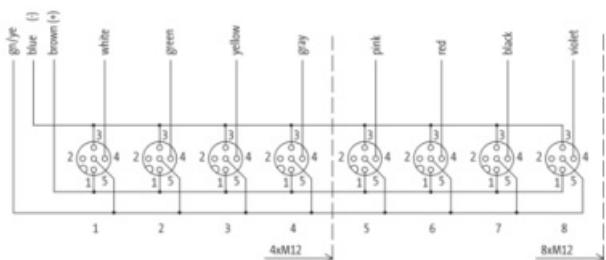
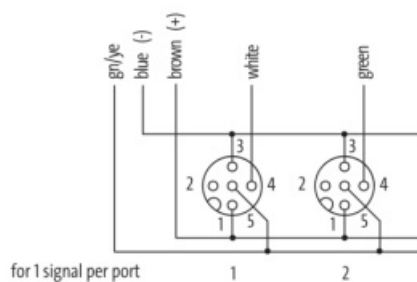
Further cable lengths on request.

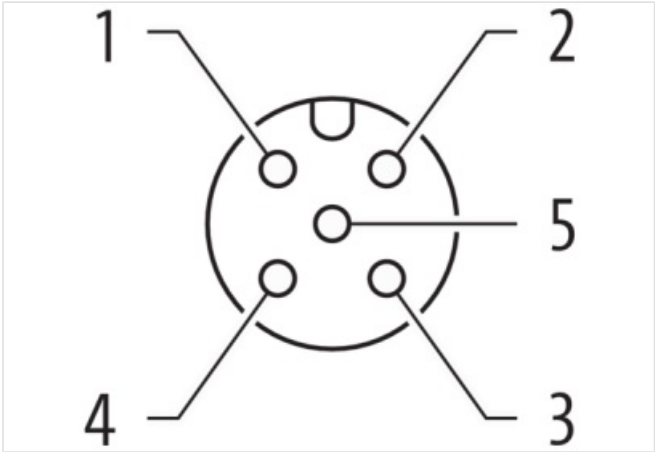
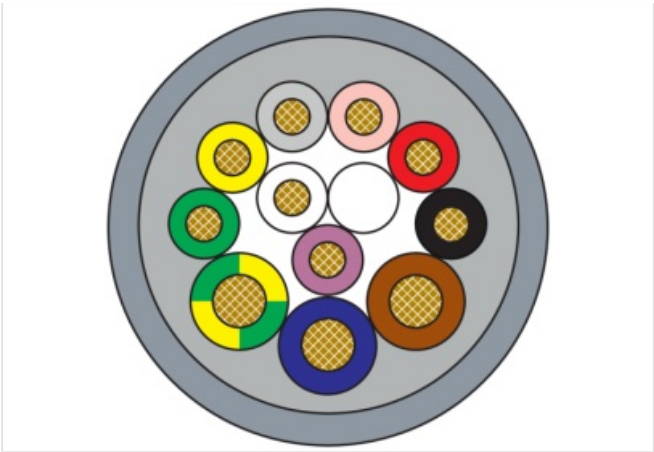
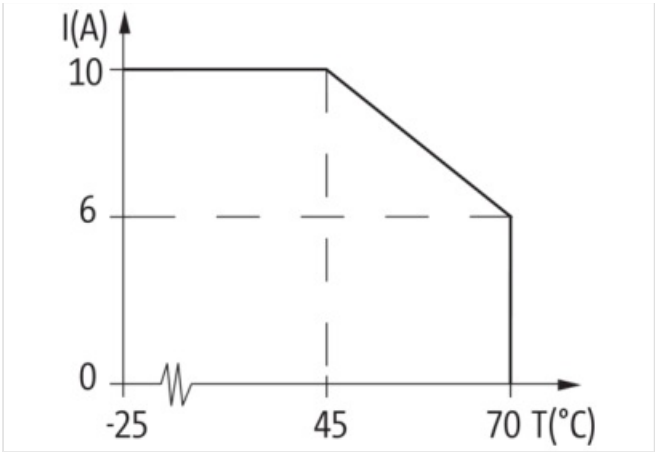
Plastic housings with good resistance against chemicals and oils.

The resistance to aggressive media should be individually tested for your application. Further details on request.

[Link to Product](#)**Illustration**

M12-Females 4-pole





Product may differ from Image



| Header | |
|---------------------|---|
| Material short text | MVP12N-AN8V362 5.0m-XA |
| Commercial data | |
| URL Webshop | https://shop.murrelektronik.com/8000-88412-3620500 |
| GTIN | 4048879054218 |
| ECLASS-6.0 | 27143423 |
| ECLASS-6.1 | 27279219 |
| ECLASS-7.0 | 27279219 |
| ECLASS-7.1 | 27279219 |
| ECLASS-8.0 | 27279219 |
| ECLASS-8.1 | 27279219 |
| ECLASS-9.0 | 27440108 |
| ECLASS-9.1 | 27440108 |
| ECLASS-10.0.1 | 27440108 |
| ECLASS-10.1 | 27440108 |
| ECLASS-11.0 | 27440108 |
| ECLASS-11.1 | 27440108 |
| ECLASS-12.0 | 27440108 |

| | |
|-----------------------|---------------|
| ECLASS-13.0 | 27440108 |
| ECLASS-14.0 | 27440108 |
| ETIM-5.0 | EC002585 |
| ETIM-6.0 | EC002585 |
| ETIM-7.0 | EC002585 |
| ETIM-8.0 | EC002585 |
| customs tariff number | 85444290 |
| EAN | 4048879054218 |
| Packaging unit | 1 |

Electrical data | Supply

| | |
|------------------------------------|-------|
| Operating voltage AC | 125 V |
| Operating voltage DC | 125 V |
| Current operating per contact max. | 4 A |

Installation | Connection

| | |
|--------------|---------|
| Mounting set | M12 x 1 |
|--------------|---------|

Device protection | Electrical

| | |
|-------------------------------------|------------|
| Degree of protection (EN IEC 60529) | IP67, IP65 |
|-------------------------------------|------------|

Device protection | Media

| | |
|------------------|-----------------|
| Flame resistance | flame retardant |
|------------------|-----------------|

Mechanical data | Material data

| | |
|------------------|---------|
| Material housing | Plastic |
|------------------|---------|

Mechanical data | Mounting data

| | |
|-----------------|----------------|
| Mounting method | Schraubgewinde |
|-----------------|----------------|

Environmental characteristics | Climatic

| | |
|--|----------------------------|
| Operating temperature min. | -20 °C |
| Operating temperature max. | 70 °C |
| Additional condition temperature range | depending on cable quality |

Installation | Cable

| | |
|--|---|
| Cable identification | 362 |
| Cable Type | 2 |
| Function cable | Hybrid, Signal, Power |
| Stranding | 1 × 2 wires stranded with filler |
| Amount stranding (type 2) | 1 |
| Stranding (type 2) | 1 × 9 wires stranded around stranding combination |
| Filler | Yes |
| Wire arrangement | (white, violet), green, yellow, gray, pink, red, black, brown, blue, green-yellow |
| Cable weight | 105 g/m |
| Material wire insulation | PVC |
| Amount wires | 8 |
| Outer diameter insulation | 1,3 mm |
| Outer diameter tolerance core insulation | ± 0,1 mm |
| Shore hardness wire insulation | 43 ± 5 Shore D |
| Material properties wire insulation | good machinability |
| Ingredient freeness wire insulation | lead-free, cadmium-free, CFC-free, silicone-free |
| Amount strands (wire) | 19 |
| Diameter of single wires | 0,15 mm |
| Conductor crosssection (wire) | 0,34 mm² |
| Material conductor wire | Stranded copper wire, bare |
| Conductor type (wire) | Strand class 5 |
| Material wire insulation (type 2) | PVC |
| Outer diameter wire insulation (type 2) | 1,8 mm |

| | |
|---|---|
| Tolerance outer diameter wire insulation (type 2) | ± 0,1 mm |
| Shore hardness wire insulation (type 2) | 43 ± 5 Shore D |
| Material properties wire insulation (type 2) | good machinability |
| Ingredient freeness wire insulation (type 2) | lead-free, cadmium-free, CFC-free, silicone-free |
| Amount wires (type 2) | 3 |
| Amount strands wire (type 2) | 24 |
| Diameter of single wires (type 2) | 0,2 mm |
| Conductor crosssection wire (type 2) | 0,75 mm² |
| Material conductor wire (type 2) | Stranded copper wire, bare |
| Wire conductor type (type 2) | Strand class 5 |
| Electrical function wire (type 2) | Power |
| Outer-diameter (jacket) | 8,1 mm |
| Tolerance outer diameter (sheath) | ± 5 % |
| Material jacket | PUR |
| Shore hardness jacket | 87 ± 5 Shore A |
| Freedom from ingredients (jacket) | lead-free, cadmium-free, CFC-free, silicone-free |
| Material property (jacket) | abrasion-resistant, low adhesion, good machinability, matte |
| Material inner jacket | PVC |
| Color (inner jacket) | gray |
| Conductor resistance (wire) | 57 Ω/km @ 20 °C |
| Conductor resistance (wire type 2) | 26 Ω/km @ 20 °C |
| Max. rated voltage (conductor - ground) | 300 V |
| Max. rated voltage (conductor - conductor) | 300 V |
| Withstand voltage (wire - wire) | 2 kV @ 60 s |
| Withstand voltage (wire - jacket) | 2 kV @ 60 s |
| Current load capacity (standard) | to DIN VDE 0298-4 |
| Current load capacity max. (wire) | 4 A |
| Current load capacity max. Wire (type 2) | 12 A |
| Operating temperature min. (static) | -30 °C |
| Operating temperature max. (static) | 80 °C |
| Operating temperature min. (dynamic) | -5 °C |
| Operating temperature max. (dynamic) | 70 °C |
| Operating temperature min. (drag chain) | -5 °C |
| Operating temperature max. (drag chain) | 60 °C |
| Flame resistance | UL 1581 § 1090, CSA FT2, IEC 60332-2-2 |
| Oil resistance | IEC 60811-404 |
| Chemical resistance | good |
| Other resistances | good resistance to gasoline, resistant to hydrolysis, resistant to microbes |
| Bending radius (fixed) | 5 × Outer diameter |
| Bending radius (dynamic) | 10 × Outer diameter |
| No. of bending cycles (C-track) | 2 Mio. @ 25 °C |
| Traversing distance (C-track) | 5 m @ 25 °C |
| Travel speed (C-track) | 2 m/s @ 25 °C |
| Acceleration (C-track) | 10 m/s² @ 25 °C |

Connection type 2

| | |
|--------------------------|----------------|
| Family construction form | free cable end |
| No. of poles | 11 |
| Family construction form | M12 |
| No. of poles | 4 |
| Coding | A |
| Gender | female |
| Color contact carrier | black |

| | |
|-------|--------|
| PIN 1 | + |
| PIN 2 | n.c. |
| PIN 3 | - |
| PIN 4 | NO S 1 |
| PIN 5 | PE |