

**CAP FOR D-BOX M124-WAY 5-POLE**

No pot.-sep.30m PUR, 8x0,5+3x1,0

Art.No.: 8000-84559-4483000

Weight: 3.300 kg

Country of origin: CZ

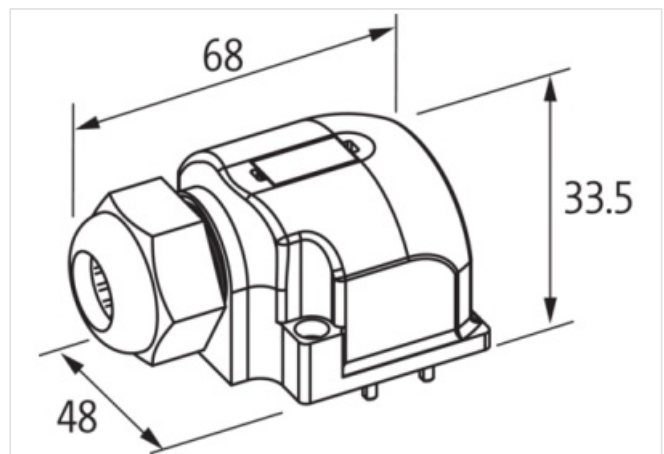
Model designation: MVZ-HL 4xM12 448 30.0m

for 4-way distribution boxes, 5-pole

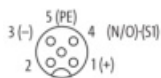
Further cable lengths on request.

Plastic housings with good resistance against chemicals and oils.

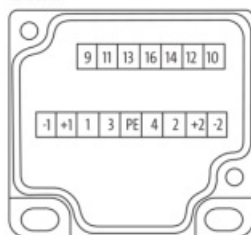
The resistance to aggressive media should be individually tested for your application. Further details on request.

**[Link to Product](#)****Illustration**

M12-Females 5-pole

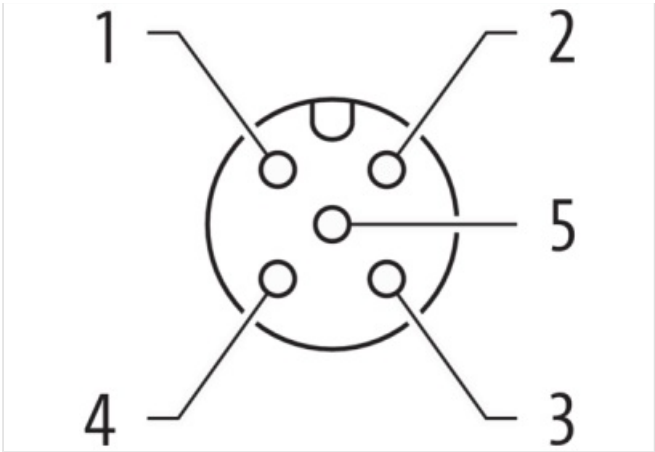


Exact12



for 2 signals per port





Product may differ from Image



Header

Material short text MVZ-HL 4xM12 448 30.0m

Commercial data

URL Webshop	<a href="https://shop.murrelektronik.com/8000-84559-4483000">https://shop.murrelektronik.com/8000-84559-4483000</a>
GTIN	4048879055475
ECLASS-6.0	27143423
ECLASS-6.1	27279219
ECLASS-7.0	27279219
ECLASS-7.1	27279219
ECLASS-8.0	27279219
ECLASS-8.1	27279219
ECLASS-9.0	27440108
ECLASS-9.1	27440108
ECLASS-10.0.1	27440108
ECLASS-10.1	27440108
ECLASS-11.0	27440108
ECLASS-11.1	27440108
ECLASS-12.0	27440108
ECLASS-13.0	27440108
ECLASS-14.0	27440108
ETIM-5.0	EC002585
ETIM-6.0	EC002585
ETIM-7.0	EC002585
ETIM-8.0	EC002585
customs tariff number	85444290
EAN	4048879055475
Packaging unit	1

Electrical data | Supply

Total current max. 8 A

Device protection | Media

Flame resistance flame retardant

Mechanical data | Material data

Material housing Plastic

#### Environmental characteristics | Climatic

Operating temperature min.	-20 °C
Operating temperature max.	80 °C
Additional condition temperature range	depending on cable quality

#### Installation | Cable

Cable identification	448
Cable Type	3
Function cable	Hybrid
Stranding	1 × 2 wires stranded with filler
Stranding factor min.	51 mm
Stranding factor max.	51 mm
Amount stranding (type 2)	1
Stranding (type 2)	1 × 9 wires stranded in opposite direction
Stranding factor min. (type 2)	100 mm
Stranding factor max. (type 2)	100 mm
Banding	Fleece
Filler	Yes
Wire arrangement	(yellow, white), gray, gray-pink, red-blue, green, green-white, brown-green, blue, brown, green-yellow
Cable weight	133 g/m
Material wire insulation	PP
Amount wires	8
Outer diameter insulation	1,6 mm
Outer diameter tolerance core insulation	± 0,1 mm
Shore hardness wire insulation	70 ± 5 Shore D
Ingredient freeness wire insulation	lead-free, cadmium-free, CFC-free, halogen-free, LABS-free, silicone-free
Amount strands (wire)	64
Diameter of single wires	0,1 mm
Conductor crosssection (wire)	0,5 mm <sup>2</sup>
Material conductor wire	Stranded copper wire, bare
Conductor type (wire)	strand class 6
Material wire insulation (type 2)	PP
Outer diameter wire insulation (type 2)	2,1 mm
Tolerance outer diameter wire insulation (type 2)	± 0,1 mm
Shore hardness wire insulation (type 2)	70 ± 5 Shore D
Ingredient freeness wire insulation (type 2)	lead-free, cadmium-free, CFC-free, halogen-free, LABS-free, silicone-free
Amount wires (type 2)	3
Amount strands wire (type 2)	128
Diameter of single wires (type 2)	0,1 mm
Conductor crosssection wire (type 2)	1 mm <sup>2</sup>
Material conductor wire (type 2)	Stranded copper wire, bare
Wire conductor type (type 2)	strand class 6
Outer-diameter (jacket)	9 mm
Tolerance outer diameter (sheath)	± 5 %
Material jacket	PUR
Shore hardness jacket	94 ± 5 Shore A
Freedom from ingredients (jacket)	lead-free, cadmium-free, CFC-free, halogen-free, LABS-free, silicone-free
Material property (jacket)	abrasion-resistant, low adhesion, good machinability, matte
Conductor resistance (wire)	39 Ω/km @ 20 °C
Conductor resistance (wire type 2)	19.5 Ω/km @ 20 °C
Max. rated voltage (conductor - ground)	300 V
Max. rated voltage (conductor - conductor)	500 V

Withstand voltage (wire - wire)	2 kV @ 60 s
Withstand voltage (wire - jacket)	2 kV @ 60 s
Current load capacity (standard)	to DIN VDE 0298-4
Current load capacity max. (wire)	5,9 A
Current load capacity max. Wire (type 2)	15 A
Operating temperature min. (static)	-40 °C
Operating temperature max. (static)	80 °C / 90 °C @ 10000 h Operation
Operating temperature min. (dynamic)	-25 °C
Operating temperature max. (dynamic)	80 °C / 90 °C @ 10000 h Operation
Operating temperature min. (drag chain)	-5 °C
Operating temperature max. (drag chain)	60 °C
Flame resistance	IEC 60332-1-2
Oil resistance	good
Chemical resistance	good
Ozone resistance	IEC 60811-403
UV resistance	UL 1581 § 1200
Other resistances	resistant to mineral oils, greases, machine and gear oils and cooling lubricants, good resistance to gasoline, resistant to hydrolysis, resistant to microbes
Bending radius (fixed)	7.5 × Outer diameter
Bending radius (dynamic)	10 × Outer diameter
No. of bending cycles (C-track)	5 Mio. @ 25 °C
Traversing distance (C-track)	5 m @ 25 °C   horizontal
Travel speed (C-track)	2 m/s @ 25 °C
Acceleration (C-track)	5 m/s² @ 25 °C
No. of torsion cycles	0.5 Mio. @ 25 °C
Torsion stress	± 180 °/m

#### Connection type 3

Family construction form	free cable end
No. of poles	11
Family construction form	free cable end
No. of poles	13
Family construction form	M12
No. of poles	5
Coding	A
Gender	female
Color contact carrier	black
PIN 1	+
PIN 2	NC S 2
PIN 3	-
PIN 4	NO S 1
PIN 5	PE