

**EXACT8, 10XM8, 3 POLE MOULDED CABLE**

10.0m PUR 10\*0,34+2\*0,75 exit norm..

Art.No.: 8000-80010-3841000

Weight: 1.287 kg

Country of origin: DE

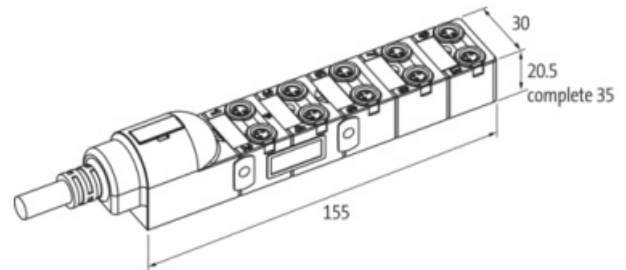
Model designation: MVP8N-AN10D384 10.0m

10-way, 3-pole

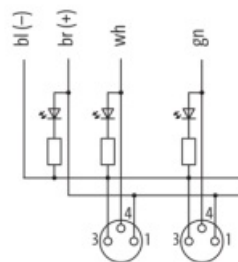
Further cable lengths on request.

Plastic housings with good resistance against chemicals and oils.

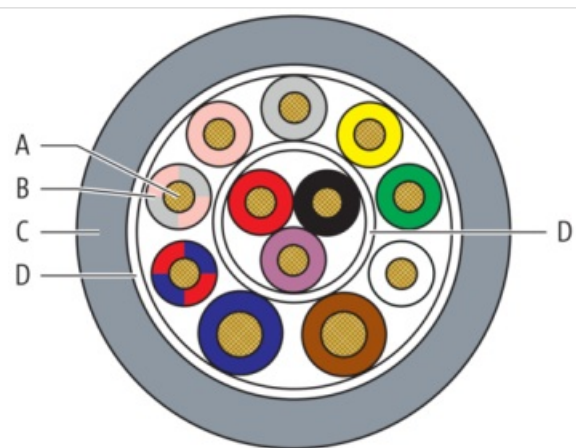
The resistance to aggressive media should be individually tested for your application. Further details on request.

**[Link to Product](#)****Illustration**

M8-Females 3-pole

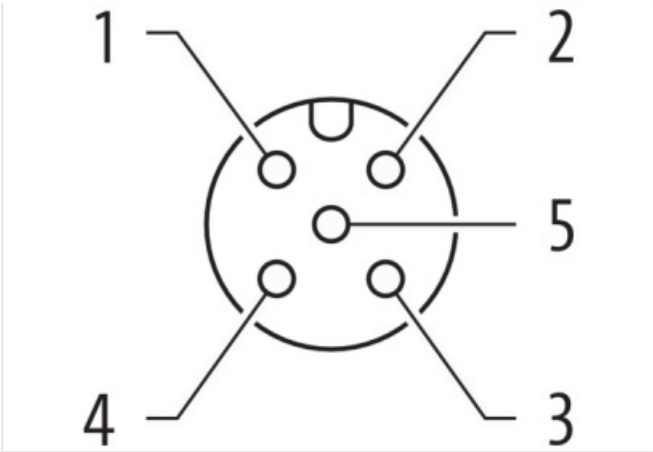


for 1 signal per port





Product may differ from Image



Header

Material short text MVP8N-AN10D384 10.0m

Commercial data

URL Webshop	<a href="https://shop.murrelektronik.com/8000-80010-3841000">https://shop.murrelektronik.com/8000-80010-3841000</a>
GTIN	4048879056984
ECLASS-6.0	27279219
ECLASS-6.1	27279219
ECLASS-7.0	27279219
ECLASS-7.1	27279219
ECLASS-8.0	27279219
ECLASS-8.1	27279219
ECLASS-9.0	27440108
ECLASS-9.1	27440108
ECLASS-10.0.1	27440108
ECLASS-10.1	27440108
ECLASS-11.0	27440108
ECLASS-11.1	27440108
ECLASS-12.0	27440108
ECLASS-13.0	27440108
ECLASS-14.0	27440108
ETIM-5.0	EC002585
ETIM-6.0	EC002585
ETIM-7.0	EC002585
ETIM-8.0	EC002585
customs tariff number	85444290
EAN	4048879056984
Packaging unit	1

Electrical data | Supply

Operating voltage DC	24 V
Current operating per contact max.	2 A
Total current max.	8 A

Industrial Communication

Number of signals per port 1

#### Installation | Connection

Mounting set M8 x 1

#### Device protection | Electrical

Degree of protection (EN IEC 60529) IP67, IP65

#### Device protection | Media

Flame resistance flame retardant

#### Mechanical data | Material data

Material housing Plastic

#### Mechanical data | Mounting data

Mounting method Schraubgewinde

#### Environmental characteristics | Climatic

Operating temperature min. -20 °C

Operating temperature max. 80 °C

Additional condition temperature range depending on cable quality

#### Installation | Cable

Cable identification 384

Cable Type 3

Function cable Hybrid, Signal, Power

Amount stranding 1

Stranding 1 × Wires

Stranding factor min. 51 mm

Stranding factor max. 51 mm

Amount stranding (type 2) 1

Stranding (type 2) 1 × Wires

Stranding factor min. (type 2) 100 mm

Stranding factor max. (type 2) 100 mm

Banding Fleece

Wire arrangement red, black, violet, (pink, gray, yellow, green, white, brown, blue, red-blue, gray-pink)

Cable weight 110 g/m

Material wire insulation PP

Amount wires 10

Outer diameter insulation 1,5 mm

Outer diameter tolerance core insulation ± 0,05 mm

Shore hardness wire insulation 70 5 Shore D

Ingredient freeness wire insulation lead-free, cadmium-free, CFC-free, halogen-free, LABS-free, silicone-free

Amount strands (wire) 42

Diameter of single wires 0,1 mm

Conductor crosssection (wire) 0,34 mm²

Material conductor wire Stranded copper wire, bare

Conductor type (wire) strand class 6

Material wire insulation (type 3) PP

Outer diameter wire insulation (type 3) 1,8 mm

Tolerance outer diameter wire insulation (type 3) ± 0,1 mm

Shore hardness wire insulation (type 3) 70 5 Shore D

Ingredient freeness wire insulation (type 3) lead-free, cadmium-free, CFC-free, halogen-free, LABS-free, silicone-free

Amount wires (type 3) 2

Amount strands wire (type 3) 96

Diameter of single wires (type 3) 0,1 mm

Wire conductor cross section (type 3) 0,75 mm²

Material conductor wire (type 3)	Stranded copper wire, bare
Conductor type wire (type 3)	strand class 6
Outer-diameter (jacket)	9,3 mm
Tolerance outer diameter (sheath)	± 5 %
Material jacket	PUR
Shore hardness jacket	90 5 Shore A
Freedom from ingredients (jacket)	lead-free, cadmium-free, CFC-free, halogen-free, LABS-free, silicone-free
Material property (jacket)	abrasion-resistant, low adhesion, good machinability, matte
Conductor resistance (wire)	57 Ω/km @ 20 °C
Conductor resistance (wire type 3)	26 Ω/km @ 20 °C
Max. rated voltage (conductor - ground)	300 V
Max. rated voltage (conductor - conductor)	500 V
Withstand voltage (wire - wire)	2 kV @ 60 s
Withstand voltage (wire - jacket)	2 kV @ 60 s
Current load capacity (standard)	to DIN VDE 0298-4
Current load capacity max. (wire)	4 A
Current load capacity max. Wire (type 2)	12 A
Operating temperature min. (static)	-40 °C
Operating temperature max. (static)	80 °C / 90 °C @ 10000 h Operation
Operating temperature min. (dynamic)	-25 °C
Operating temperature max. (dynamic)	80 °C / 90 °C @ 10000 h Operation
Operating temperature min. (drag chain)	-5 °C
Operating temperature max. (drag chain)	60 °C
Other resistances	resistant to hydrolysis, resistant to microbes
Bending radius (fixed)	7.5 × Outer diameter
Bending radius (dynamic)	10 × Outer diameter
No. of bending cycles (C-track)	5 Mio. @ 25 °C
Traversing distance (C-track)	10 m @ 25 °C   horizontal
Travel speed (C-track)	3 m/s @ 25 °C
Acceleration (C-track)	10 m/s² @ 25 °C

#### Connection type 2

Family construction form	free cable end
No. of poles	12
Family construction form	M8
No. of poles	3
Coding	A
Gender	female
Color contact carrier	black
PIN 1	+
PIN 3	-
PIN 4	S