

M12 male 0° X-cod. / RJ45 male 0° shielded

TPE 4x2x26AWG SF/UTP CAT6a bu UL/CSA. CMR 4.5m

Art.No.: 7700-51101-S4X0450

Weight: 0.321

Country of origin: CZ

Model designation: MSXAL0-RA-08D_S4X_4.5-ZS

Ethernet CAT6A

Plastic housings with good resistance against chemicals and oils.

Male straight – male straight

M12 – RJ45, 8-pole

X-coded

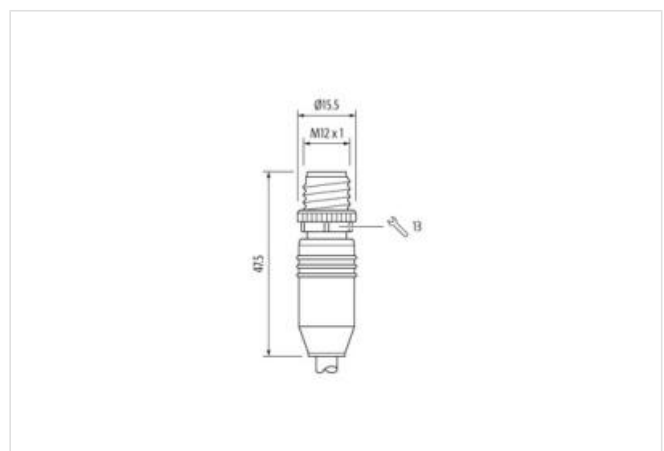
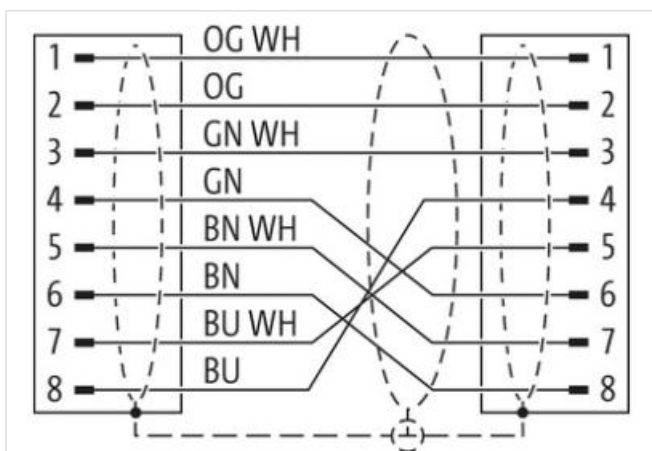
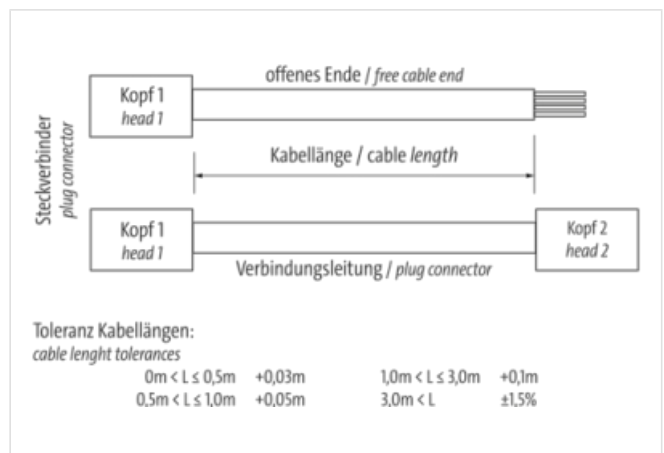
without cable sleeves

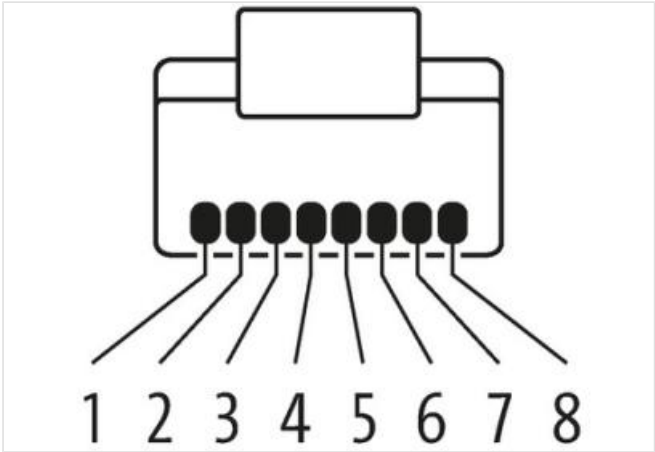
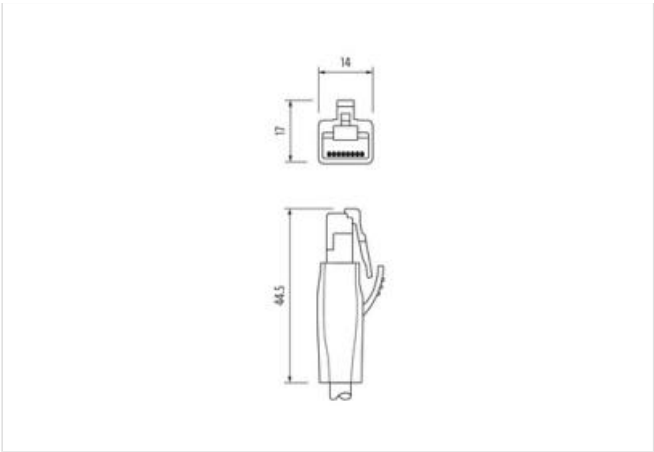
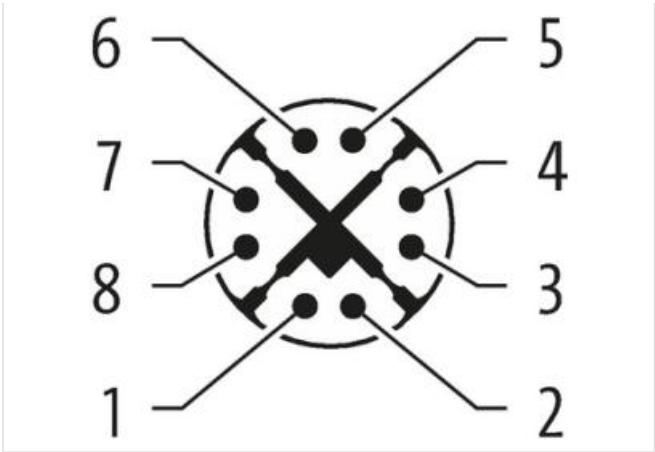
shielded

Protection cap



Transmission properties with channel transmission up to 50 m

Further cable lengths on request.

[Link to Product](#)**Illustration**



Product may differ from Image



Cable length	4,5 m
Side 1	
Tightening torque	0,6 Nm
Mounting method	inserted, screwed
Coating contact	gold plated
Family construction form	M12
Thread	M12 x 1
Gender	male
Cable outlet	straight
Coding	X
Material contact	Copper alloy
Material	PUR
No. of poles	8
Width across flats	SW13
Degree of protection (EN IEC 60529)	IP66K, IP67
Side 2	
Mounting method	pluggable
Family construction form	RJ45

Gender	male
Cable outlet	straight
No. of poles	8
Degree of protection (EN IEC 60529)	IP20

Commercial data

ECLASS-6.0	27061801
ECLASS-6.1	27060307
ECLASS-7.0	27060307
ECLASS-8.0	27060307
ECLASS-9.0	27060307
ECLASS-10.1	27060307
ECLASS-11.1	27060307
ECLASS-12.0	27060307
ETIM-5.0	EC002599
customs tariff number	85444290
customs tariff number	85444290
EAN	4048879813419
EAN	4048879813419
Packaging unit	1
Packaging unit	1

Electrical data | Supply

Operating voltage DC max.	60 V
Operating current max.	1,5 A

Industrial communication

Transfer parameters	CAT6, Class EA (ISO/IEC 11801:2002), (EN 50173-1)
Data transmission rate max.	10 GBit/s

Installation | Pin assignment

Configuration	fully used
---------------	------------

Device protection | Electrical

Additional condition protection degree	inserted, screwed
Pollution Degree	3
Rated surge voltage	1 kV
Material group (IEC 60664-1)	I

Mechanical data

Contour for corrugated hose	without
-----------------------------	---------

Mechanical data | Material data

Color housing	black
Locking screw coating	Nickeled
Coating of fitting	nickel plated
Color contact carrier	green
Locking material screw	Zinc die-casting
Material screw connection	Zinc die-casting

Environmental characteristics | Climatic

Operating temperature min.	-25 °C
Operating temperature max.	85 °C
Additional condition temperature range	depending on cable quality

Important installation notes

Note on strain relief	Protect the connectors by suitable measures from mechanical loads, e.g. by the usage of cable ties.
Note on bending radius	Attention: Observe the permissible bending radii when laying cables, as the IP protection class can be endangered by excessive bending forces.

Installation | Cable

wire arrangement	(orange-white, orange), (blue-white, blue), (brown-white, brown), (green-white, green)
Cable identification	S4X
Function cable	Data
Jacket Color	blue
Type of Certificate	cURus
Amount stranding	4
Stranding	2 wires twisted
Amount stranding (type 2)	1
Stranding (type 2)	4 Stranded joints around Insulation element twisted
Banding	Foil
Filler	Insulation element
wire arrangement	(orange-white, orange), (blue-white, blue), (brown-white, brown), (green-white, green)
Cable length max.	66 m
Cable weight	65,48 g/m
Material jacket	TPE
Freedom from ingredients (jacket)	lead-free, CFC-free
Outer-diameter (jacket)	7,4 mm
Tolerance outer diameter (sheath)	± 5 %
Material wire insulation	HDPE
Amount wires	8
Outer diameter insulation	0,9 mm
Outer diameter tolerance core insulation	± 5 %
Ingredient freeness wire insulation	lead-free, CFC-free
Amount strands (wire)	7
Diameter of single wires	26 AWG
Conductor crosssection (wire)	26 AWG
Material conductor wire	copper stranded wire, tinned
Nominal voltage AC max.	600 V
Current load capacity (standard)	to DIN VDE 0298-4
Current load capacity min. wire	2 A
Characteristic impedance	100 Ω @ 100 MHz
Electrical resistance line constant wire	212 Ω/km @ 20 °C
AC withstand voltage (wire - wire)	1,5 kV @ 2 s
Electrical capacity line constant (wire - wire)	84850 pF/km
Power frequency withstand voltage (wire - jacket)	1,5 kV @ 2 s
Loop resistance	424 Ω/km
Min. operating temperature (static)	-40 °C
Max. operating temperature (fixed)	80 °C
Operating temperature min. (dynamic)	-40 °C
Operating temperature max. (dynamic)	80 °C
Storage temperature min.	-40 °C
Storage temperature max.	80 °C
Flame resistance	IEC 60332-2-2 UL 1581 § 1100 FT2 UL 1581 § 1090
chemical resistance	Good, application-related testing
Gasoline resistance	Good, application-related testing
Oil resistance	DIN EN 60811-404 Good, application-related testing
Bending radius (fixed)	4 x Outer diameter
Bending radius (dynamic)	4 x Outer diameter
No. of bending cycles (C-track)	35 Mio. @ 25 °C
Traversing distance (C-track)	0,6 m @ 25 °C
Travel speed (C-track)	1,2 m/s @ 25 °C
No. of torsion cycles	3 Mio. 25 °C
Torsion stress	± 270 °/m @ 25 °C

Torsion speed

60 cycles/min 25 °C