

### M12 male 0° / male 0° X-cod. shielded

TPE 4x2x26AWG SF/UTP CAT6a bu UL/CSA. CMR 2m

Art.No.: 7700-51001-S4X0200

Weight: 0.163 kg

Country of origin: CZ

Model designation: MSXAL0-XA-08D\_S4X\_2.0-ZS

### Advantages of our connectors:

Our connectors are versatile and specially optimised for industrial environments. All connectors are 100% tested during the manufacturing process to ensure the highest quality and reliability.

The contacts are gold-plated, which ensures optimum conductivity. Thanks to the high degree of protection, the connectors are ideal for demanding industrial environments. They are also vibration-resistant - this is ensured by the union nut with vibration protection.

Our connectors are resistant to oils and cooling lubricants, but resistance to aggressive media should be tested for each specific application. Different cable lengths available [on request](#)

If you are missing technical information? Please feel free to use our [dictionary](#) to find more technical details.

### Product details:

Ethernet CAT6A

Male straight – male straight

M12 – M12, 8-pole

X-coded

without cable sleeves

Shielded

Transmission properties with channel transmission up to 50 m

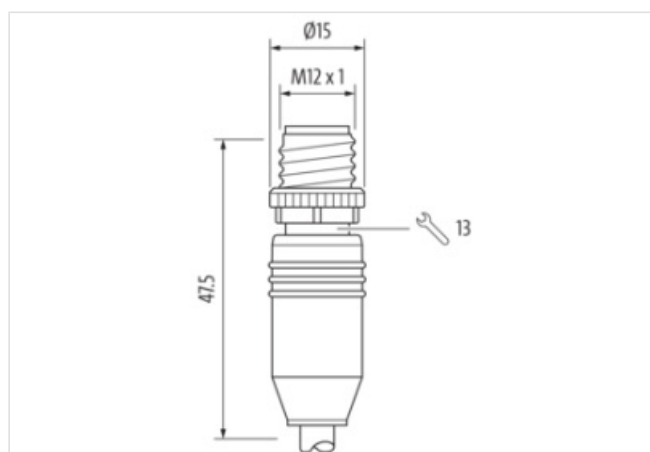
Further cable lengths on request.


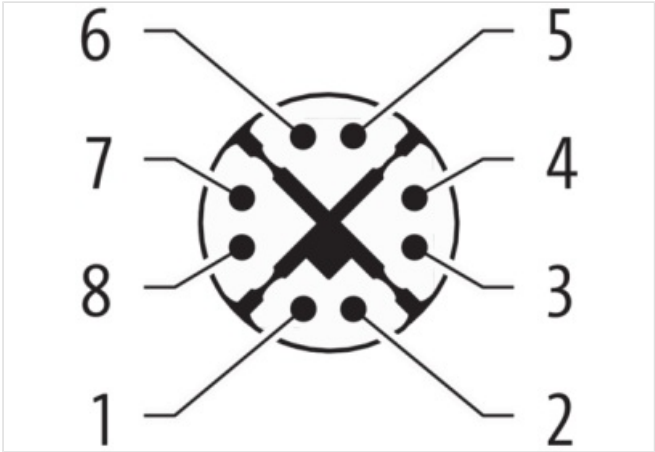
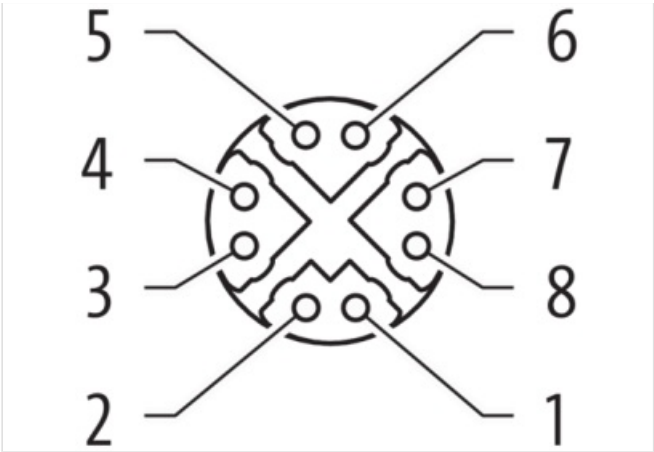
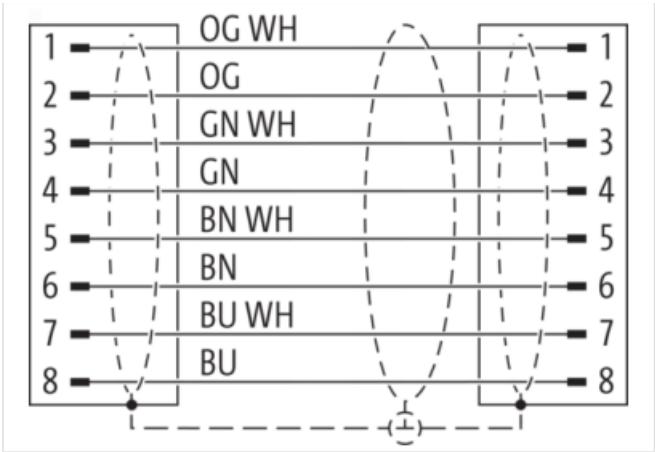
Plastic housings with good resistance against chemicals and oils.

The resistance to aggressive media should be individually tested for your application. Further details on request.


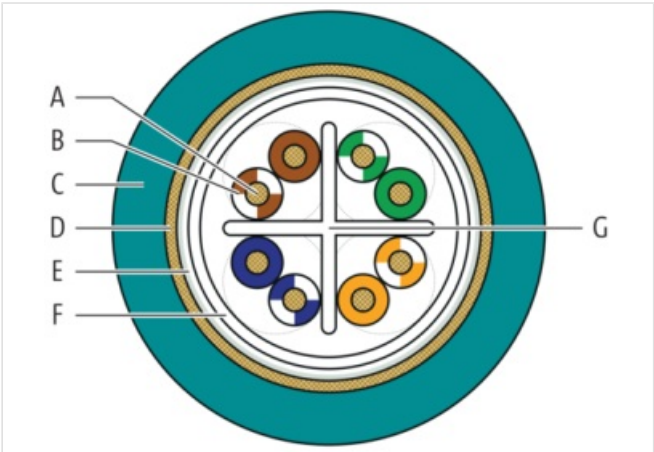
### Link to Product

#### Illustration





Product may differ from Image



Header

Material short text MSXAL0-XA-08D\_S4X\_2.0-ZS

Cable length 2,00 m

Side 1

Family construction form	M12
No. of poles	8
Coding	X
Gender	male
Mounting method	inserted, screwed
Threaded hole	M12 x 1
Tightening torque	0,6 Nm
Width across flats	SW13
Cable outlet	straight
Material	PUR
Material contact	Copper alloy
Coating contact	gold plated
Degree of protection (EN IEC 60529)	IP67

**Side 2**

Family construction form	M12
No. of poles	8
Coding	X
Gender	male
Mounting method	inserted, screwed
Threaded hole	M12 x 1
Tightening torque	0,6 Nm
Width across flats	SW13
Cable outlet	straight
Material	PUR
Material contact	Copper alloy
Coating contact	gold plated
Degree of protection (EN IEC 60529)	IP67

**Commercial data**

URL Webshop	<a href="https://shop.murrelektronik.com/7700-51001-S4X0200">https://shop.murrelektronik.com/7700-51001-S4X0200</a>
GTIN	4048879696951
ECLASS-6.0	27061801
ECLASS-6.1	27060307
ECLASS-7.0	27060307
ECLASS-7.1	27060307
ECLASS-8.0	27060307
ECLASS-8.1	27060307
ECLASS-9.0	27060307
ECLASS-9.1	27060307
ECLASS-10.0.1	27060307
ECLASS-10.1	27060307
ECLASS-11.0	27060307
ECLASS-11.1	27060307
ECLASS-12.0	27060307
ECLASS-13.0	27060307
ECLASS-14.0	27060307
ETIM-5.0	EC002599
ETIM-6.0	EC002599
ETIM-7.0	EC002599
ETIM-8.0	EC002599
customs tariff number	85444290
EAN	4048879696951
Packaging unit	1

**Electrical data | Supply**

Operating voltage DC max.	60 V
Current operating per contact max.	1,5 A
<b>Industrial Communication</b>	
Data transmission rate max.	10 Gbit/s
Transfer parameters	CAT6, Class EA (ISO/IEC 11801:2002), (EN 50173-1)
<b>Diagnostics</b>	
Status indication LED	No
<b>Device protection   Electrical</b>	
Degree of protection (EN IEC 60529)	IP67
Pollution Degree	3
Rated surge voltage	1,5 kV
Material group (IEC 60664-1)	I
<b>Environmental characteristics   Climatic</b>	
Operating temperature min.	-30 °C
Operating temperature max.	85 °C
Additional condition temperature range	depending on cable quality
<b>Important installation notes</b>	
Note on bending radius	<b>Attention:</b> Observe the permissible bending radii when laying cables, as the IP protection class can be endangered by excessive bending forces.
Note on strain relief	Protect the connectors by suitable measures from mechanical loads, e.g. by the usage of cable ties.
<b>Installation   Cable</b>	
Cable identification	S4X
Function cable	Data
Amount stranding	4
Stranding	2 wires stranded
Amount stranding (type 2)	1
Stranding (type 2)	4 stranding combinations stranded around insulation element
Banding	Foil
Filler	Insulation element
Cable weight	59,53 g/m
Material wire insulation	HDPE
Amount wires	8
Outer diameter insulation	0,9 mm
Outer diameter tolerance core insulation	± 0,05 mm
Ingredient freeness wire insulation	CFC-free, lead-free
Amount strands (wire)	7
Diameter of single wires	26 AWG
Conductor crosssection (wire)	26 AWG
Material conductor wire	copper stranded wire, tinned
Outer-diameter (jacket)	7,4 mm
Tolerance outer diameter (sheath)	± 5 %
Material jacket	TPE
Shore hardness jacket	80 ± 5 Shore A
Freedom from ingredients (jacket)	CFC-free, lead-free
Cable length max.	66 m
Conductor resistance (wire)	212 Ω/km @ 20 °C
Electrical capacity line constant (wire - wire)	84.850 pF/km
Nominal voltage max.	600 V
Loop resistance	424 Ω/km
Withstand voltage (wire - wire)	1.5 kV @ 2 s
Withstand voltage (wire - jacket)	1.5 kV @ 2 s
Current load capacity (standard)	to DIN VDE 0298-4

Current load capacity max. (wire)	2 A
Characteristic impedance	100 $\Omega$
Operating temperature min. (static)	-40 °C
Operating temperature max. (static)	80 °C
Operating temperature min. (dynamic)	-40 °C
Operating temperature max. (dynamic)	80 °C
Operating temperature min. (drag chain)	-40 °C
Operating temperature max. (drag chain)	80 °C
Storage temperature min.	-40 °C
Storage temperature max.	80 °C
Bending radius (fixed)	4 × Outer diameter
Bending radius (dynamic)	18 × Outer diameter
No. of bending cycles (C-track)	35 Mio. @ 25 °C
Traversing distance (C-track)	0.6 m @ 25 °C
Travel speed (C-track)	1.2 m/s @ 25 °C
Acceleration (C-track)	2.4 m/s <sup>2</sup> @ 25 °C
No. of torsion cycles	3 Mio. @ 25 °C
Torsion stress	± 270 °/m
Torsion speed	60 cycles/min @ 25 °C