

M12 male 0° A-cod. / RJ45 male 0° shielded

TPE 4x2x24AWG SF/UTP CAT5e bu UL/CSA. CM 3m

Art.No.: 7700-48521-S4W0300

Weight: 0.231 kg

Country of origin: DE

Model designation: MSAL0-RA-08DS4W_3.0-ZS

Advantages of our connectors:

Our connectors are versatile and specially optimised for industrial environments. All connectors are 100% tested during the manufacturing process to ensure the highest quality and reliability.

The contacts are gold-plated, which ensures optimum conductivity. Thanks to the high degree of protection, the connectors are ideal for demanding industrial environments. They are also vibration-resistant - this is ensured by the union nut with vibration protection.

Our connectors are resistant to oils and cooling lubricants, but resistance to aggressive media should be tested for each specific application. Different cable lengths available [on request](#)

If you are missing technical information? Please feel free to use our [dictionary](#) to find more technical details.

Product details:

Ethernet CAT5

Ethernet CAT5e

Male straight – male straight

M12 – RJ45, 8-pole

Shielded

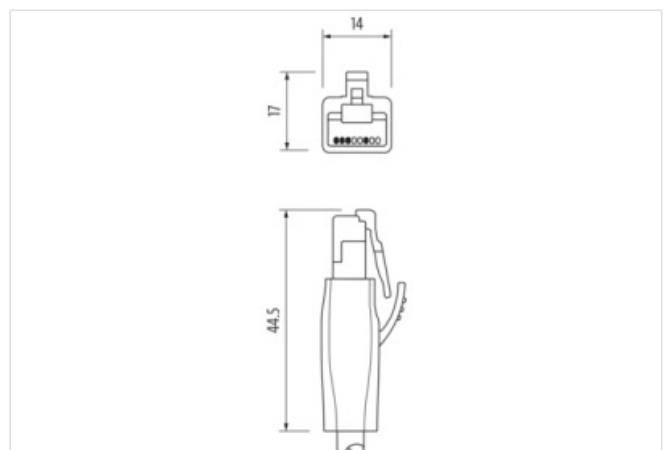
USA

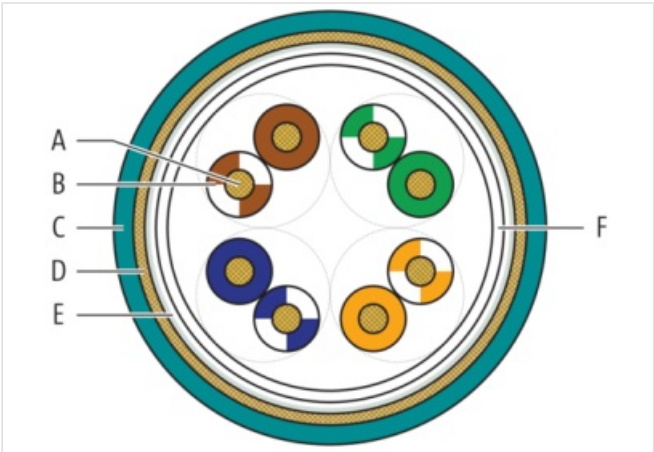
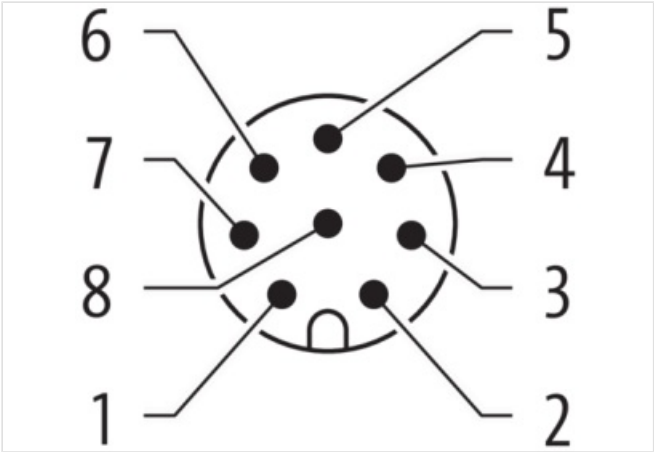
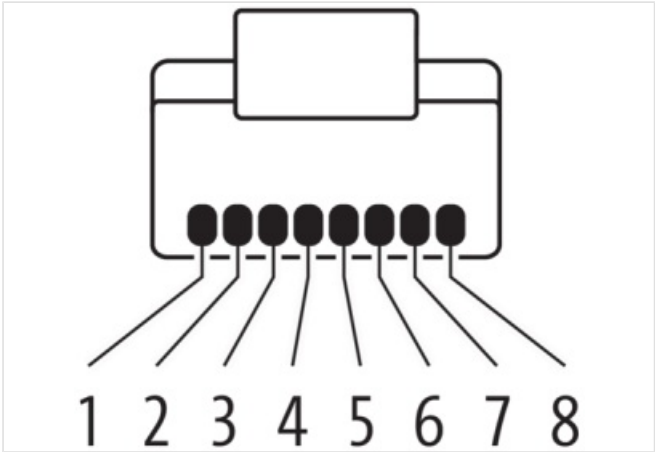
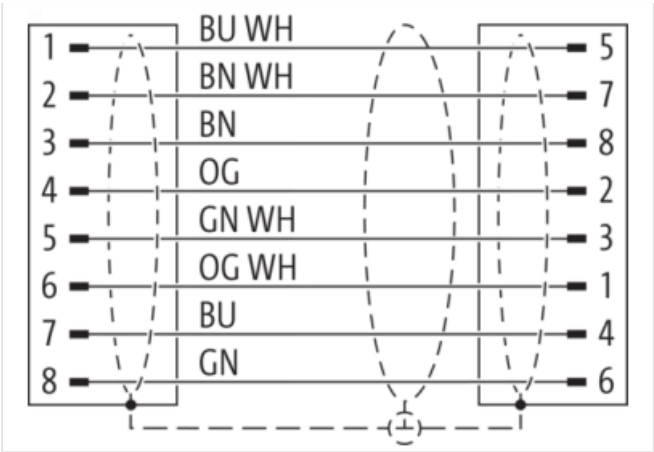
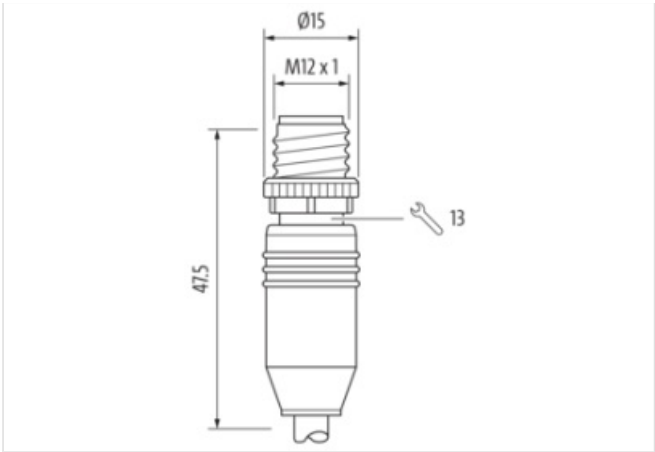
without cable sleeves

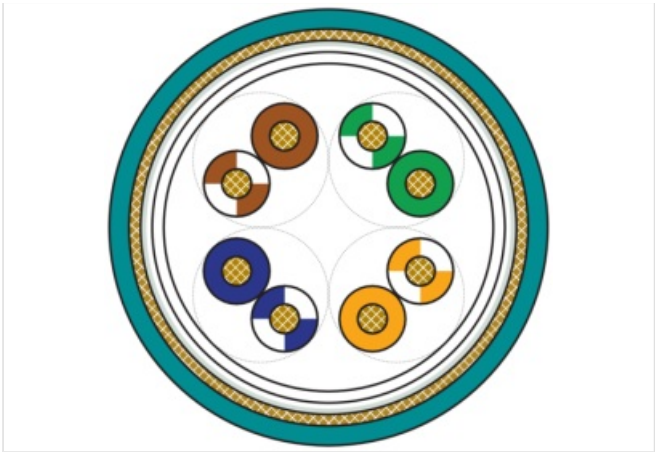
Plastic housings with good resistance against chemicals and oils.

The resistance to aggressive media should be individually tested for your application. Further details on request.

Further cable lengths on request.

Link to Product**Illustration**





Product may differ from Image



Header

Material short text	MSAL0-RA-08DS4W_3.0-ZS
Cable length	3,00 m

Side 1

Family construction form	M12
No. of poles	8
Coding	A
Gender	male
Mounting method	inserted, screwed
Threaded hole	M12 x 1
Tightening torque	0,6 Nm
Width across flats	SW13
Cable outlet	straight
Material contact	Copper alloy
Coating contact	gold plated
Degree of protection (EN IEC 60529)	IP67

Side 2

Family construction form	RJ45
No. of poles	8
Mounting method	inserted
Cable outlet	straight
Degree of protection (EN IEC 60529)	IP20

Commercial data

URL Webshop	https://shop.murrelektronik.com/7700-48521-S4W0300
GTIN	4048879662369
ECLASS-6.0	27061801
ECLASS-6.1	27060307
ECLASS-7.0	27060307
ECLASS-7.1	27060307
ECLASS-8.0	27060307
ECLASS-8.1	27060307
ECLASS-9.0	27060307
ECLASS-9.1	27060307

ECLASS-10.0.1	27060307
ECLASS-10.1	27060307
ECLASS-11.0	27060307
ECLASS-11.1	27060307
ECLASS-12.0	27060307
ECLASS-13.0	27060307
ECLASS-14.0	27060307
ETIM-5.0	EC002599
ETIM-6.0	EC002599
ETIM-7.0	EC002599
ETIM-8.0	EC002599
customs tariff number	85444290
EAN	4048879662369
Packaging unit	1
Electrical data Supply	
Operating voltage DC	60 V
Current operating per contact max.	1,5 A
Industrial Communication	
Data transmission rate max.	1 Gbit/s
Transfer parameters	CAT5, Class D (ISO/IEC 11801:2002), (EN 50173-1)
Device protection Electrical	
Additional condition protection degree	inserted, screwed
Pollution Degree	2
Rated surge voltage	0,8 kV
Material group (IEC 60664-1)	I
Mechanical data	
Contour for corrugated hose	without
Mechanical data Material data	
Color housing	black
Material screw connection	Zinc die-casting
Coating of fitting	nickel plated
Environmental characteristics Climatic	
Operating temperature min.	-30 °C
Operating temperature max.	85 °C
Additional condition temperature range	depending on cable quality
Important installation notes	
Note on bending radius	Attention: Observe the permissible bending radii when laying cables, as the IP protection class can be endangered by excessive bending forces.
Note on strain relief	Protect the connectors by suitable measures from mechanical loads, e.g. by the usage of cable ties.
Conformity	
Product standard	EN IEC 61076-2-101 (M12)
Installation Cable	
Cable identification	S4W
Function cable	Data
Amount stranding	4
Stranding	2 wires stranded
Amount stranding (type 2)	1
Stranding (type 2)	4 stranding combinations stranded
Banding	Foil
Cable weight	68 g/m
Material wire insulation	HDPE

Amount wires	8
Outer diameter insulation	1,17 mm
Outer diameter tolerance core insulation	± 0,05 mm
Ingredient freeness wire insulation	lead-free, CFC-free
Amount strands (wire)	7
Diameter of single wires	32 AWG
Conductor crosssection (wire)	24 AWG
Material conductor wire	copper stranded wire, tinned
Outer-diameter (jacket)	7,6 mm
Tolerance outer diameter (sheath)	± 5 %
Material jacket	TPE
Shore hardness jacket	80 ± 5 Shore A
Freedom from ingredients (jacket)	lead-free, CFC-free
Conductor resistance (wire)	76.4 Ω/km @ 20 °C
Nominal voltage max.	600 V
Current load capacity (standard)	to DIN VDE 0298-4
Current load capacity max. (wire)	2 A
Operating temperature min. (static)	-40 °C
Operating temperature max. (static)	80 °C
Operating temperature min. (dynamic)	-40 °C
Operating temperature max. (dynamic)	80 °C
Storage temperature min.	-40 °C
Storage temperature max.	80 °C
Bending radius (fixed)	4 × Outer diameter
Bending radius (dynamic)	10 × Outer diameter
No. of bending cycles (C-track)	1 Mio. @ 25 °C
No. of torsion cycles	3 Mio. @ 25 °C
Torsion stress	± 270 °/m