

M12 male 0° D-cod. / RJ45 male 0° shielded

TPE 22AWG SF/UTP CAT5e gn UL/CSA. ITC/PLTC 10m

Art.No.: 7700-44711-S7V1000

Weight: 0.705 kg

Country of origin: US

Model designation: MSRAL0-DA-TS7V_10.0-ZS

Ethernet CAT5

Male straight – male straight

M12 – RJ45, 4-pole

D-coded

Shielded

USA

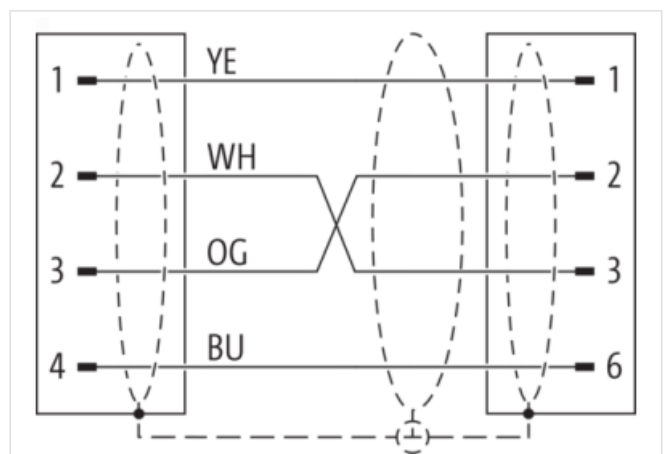
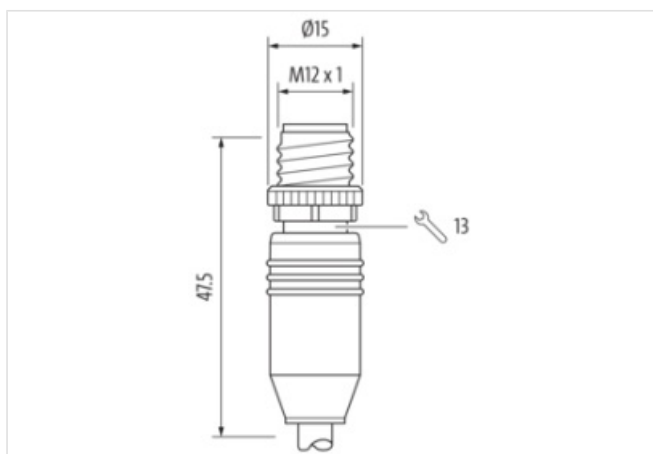
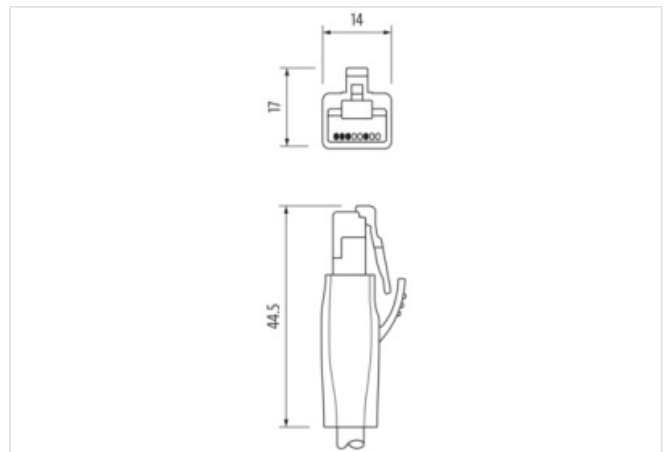
without cable sleeves

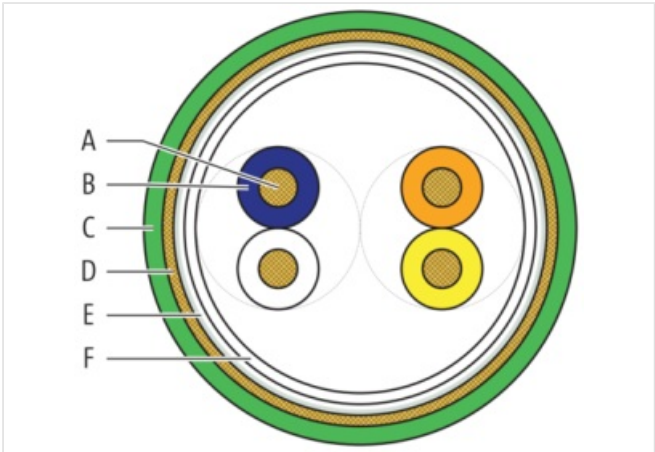
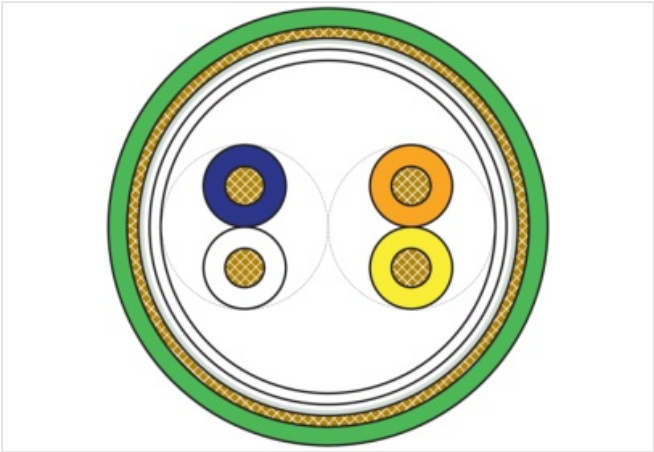
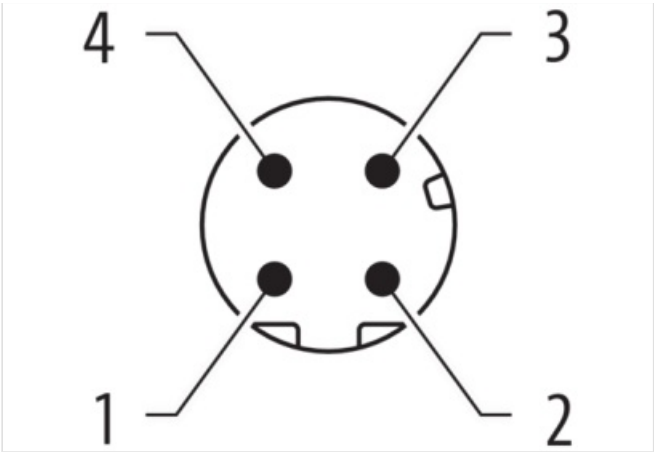
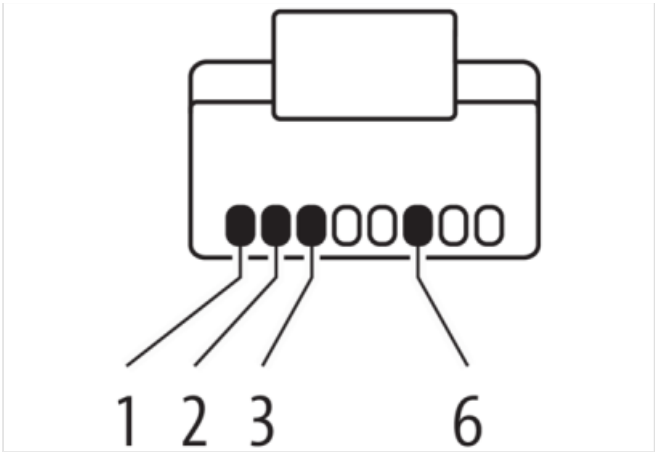
Protection cap

Further cable lengths on request.


Plastic housings with good resistance against chemicals and oils.

Transmission properties with channel transmission up to 100 m

[Link to Product](#)**Illustration**



Product may differ from Image



Header

Material short text

MSRAL0-DA-TS7V_10.0-ZS

Cable length

10,00 m

Side 1

Family construction form	M12
No. of poles	4
Coding	D
Mounting method	inserted, screwed
Threaded hole	M12 x 1
Width across flats	SW13
Cable outlet	straight
Degree of protection (EN IEC 60529)	IP67

Side 2

Family construction form	RJ45
No. of poles	4
Mounting method	pluggable
Cable outlet	straight
Degree of protection (EN IEC 60529)	IP20

Commercial data

URL Webshop	https://shop.murrelektronik.com/7700-44711-S7V1000
GTIN	4048879668705
ECLASS-6.0	27061801
ECLASS-6.1	27060307
ECLASS-7.0	27060307
ECLASS-7.1	27060307
ECLASS-8.0	27060307
ECLASS-8.1	27060307
ECLASS-9.0	27060307
ECLASS-9.1	27060307
ECLASS-10.0.1	27060307
ECLASS-10.1	27060307
ECLASS-11.0	27060307
ECLASS-11.1	27060307
ECLASS-12.0	27060307
ECLASS-13.0	27060307
ECLASS-14.0	27060307
ETIM-5.0	EC002599
ETIM-6.0	EC002599
ETIM-7.0	EC002599
ETIM-8.0	EC002599
customs tariff number	85444290
EAN	4048879668705
Packaging unit	1

Electrical data | Supply

Operating voltage DC max.	60 V
Current operating per contact max.	1,5 A
Operating voltage DC (UL-listed)	30 V

Industrial Communication

Data transmission rate max.	100 Mbit/s
Transfer parameters	CAT5, Class D (ISO/IEC 11801:2002), (EN 50173-1)

Industrial communication | Ethernet functionality

duplex	Full duplex
--------	-------------

Device protection | Electrical

Pollution Degree	3
Rated surge voltage	1 kV

Material group (IEC 60664-1) I

Environmental characteristics | Climatic

Operating temperature min.	-30 °C
Operating temperature max.	85 °C
Additional condition temperature range	depending on cable quality

Important installation notes

Note on bending radius	Attention: Observe the permissible bending radii when laying cables, as the IP protection class can be endangered by excessive bending forces.
Note on strain relief	Protect the connectors by suitable measures from mechanical loads, e.g. by the usage of cable ties.

Conformity

Product standard	EN IEC 61076-2-101 (M12)
------------------	--------------------------

Installation | Cable

Cable identification	S7V
Amount stranding	2
Stranding	2 wires stranded
Amount stranding (type 2)	1
Stranding (type 2)	2 stranding combinations stranded
Cable shielding (type)	copper braid, tinned
Cable shielding (coverage)	75 %
Banding	Foil
Cable weight	68 g/m
Material wire insulation	HDPE
Amount wires	4
Outer diameter insulation	1,47 mm
Outer diameter tolerance core insulation	± 0,05 mm
Ingredient freeness wire insulation	lead-free, CFC-free
Amount strands (wire)	19
Diameter of single wires	22 AWG
Conductor crosssection (wire)	22 AWG
Material conductor wire	copper stranded wire, tinned
Outer-diameter (jacket)	7,87 mm
Tolerance outer diameter (sheath)	± 5 %
Material jacket	TPE
Shore hardness jacket	80 ± 5 Shore A
Freedom from ingredients (jacket)	lead-free, CFC-free
Conductor resistance (wire)	93.8 Ω/km @ 20 °C
Nominal voltage max.	600 V
Current load capacity (standard)	to DIN VDE 0298-4
Current load capacity max. (wire)	4,8 A
Operating temperature min. (static)	-40 °C
Operating temperature max. (static)	80 °C
Operating temperature min. (dynamic)	-40 °C
Operating temperature max. (dynamic)	80 °C
Storage temperature min.	-40 °C
Storage temperature max.	80 °C
Bending radius (dynamic)	8 × Outer diameter
No. of bending cycles (C-track)	35 Mio. @ 25 °C
No. of torsion cycles	5 Mio.
Torsion stress	± 180 °/m