

M12 male 0° / M12 female 0° A-cod.

TPE 5x18AWG ye UL/CSA. ITC/PLTC 2m

Art.No.: 7700-40041-1610200

Weight: 0.230 kg

Country of origin: US

Model designation: MSBL0-A-U161_2.0

Advantages of our connectors:

Our connectors are versatile and specially optimised for industrial environments. All connectors are 100% tested during the manufacturing process to ensure the highest quality and reliability.

The contacts are gold-plated, which ensures optimum conductivity. Thanks to the high degree of protection, the connectors are ideal for demanding industrial environments. They are also vibration-resistant - this is ensured by the union nut with vibration protection.

Our connectors are resistant to oils and cooling lubricants, but resistance to aggressive media should be tested for each specific application. Different cable lengths available [on request](#)

If you are missing technical information? Please feel free to use our [dictionary](#) to find more technical details.

Product details:

Cable is approved for 600 V

Male straight – female straight

M12 – M12, 5-pole

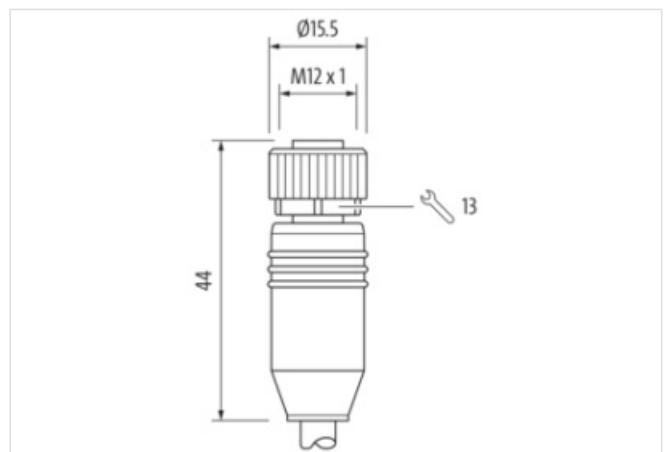
USA

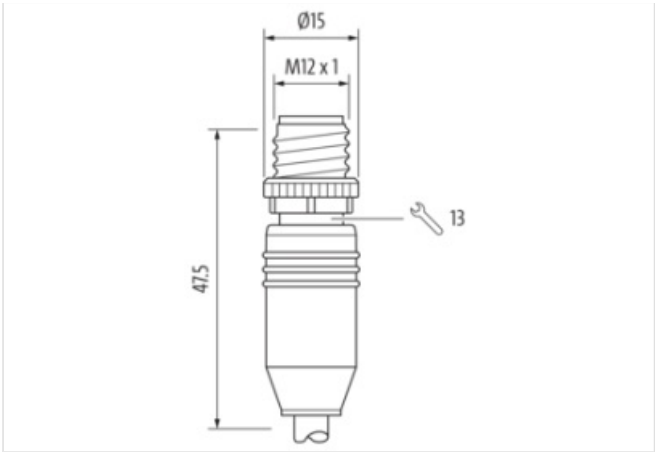
Cable is approved for 600 V

Plastic housings with good resistance against chemicals and oils.

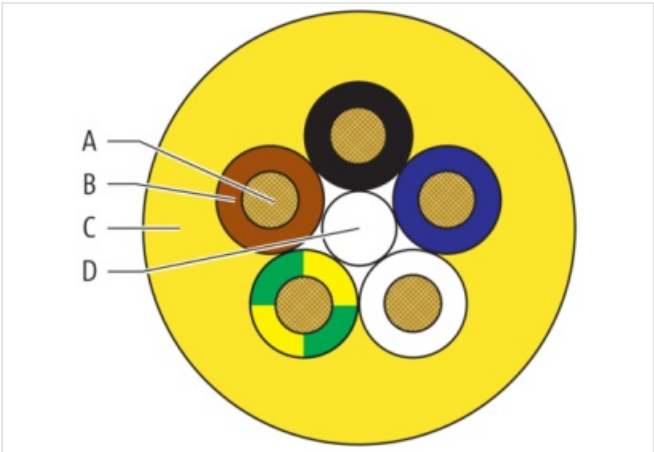
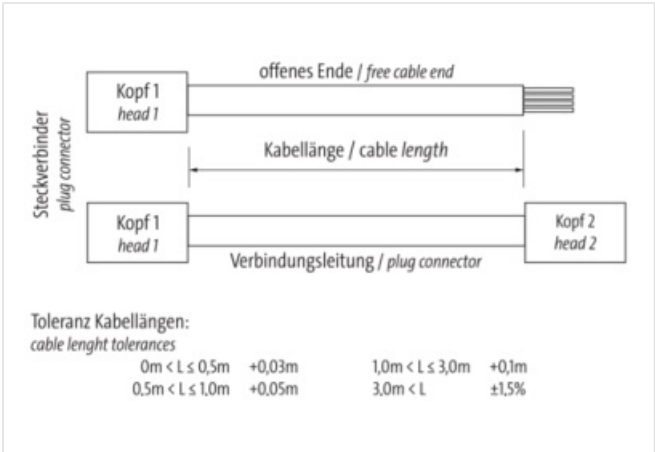
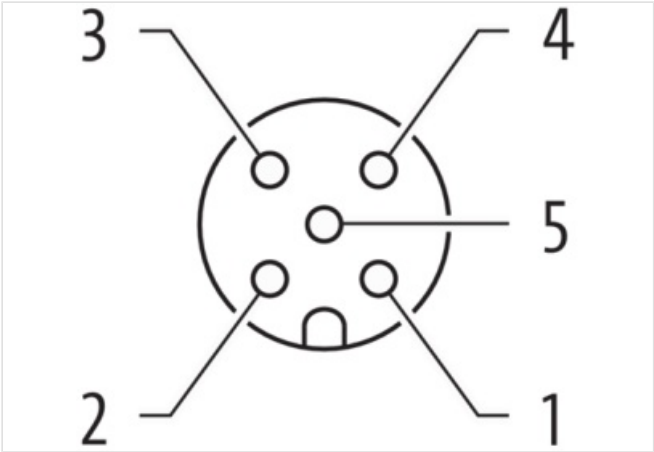
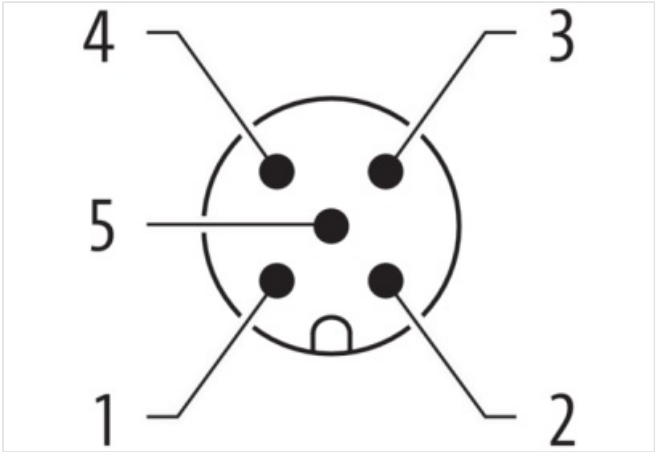
The resistance to aggressive media should be individually tested for your application. Further details on request.


Further cable lengths on request.

[Link to Product](#)**Illustration**



1	BN	1
2	WH	2
3	BU	3
4	BK	4
5	GN YE	5





Product may differ from Image

**Header**

Material short text	MSBL0-A-U161_2.0
Cable length	2,00 m

Side 1

Family construction form	M12
No. of poles	5
Coding	A
Mounting method	inserted, screwed
Threaded hole	M12 x 1
Tightening torque	0,6 Nm
Width across flats	SW13
Degree of protection (EN IEC 60529)	IP67, IP66K, IP65

Side 2

Family construction form	M12
No. of poles	5
Coding	A
Mounting method	inserted, screwed
Threaded hole	M12 x 1
Tightening torque	0,6 Nm
Width across flats	SW13

Commercial data

URL Webshop	https://shop.murrelektronik.com/7700-40041-1610200
GTIN	4048879531412
ECLASS-6.0	27279218
ECLASS-6.1	27279218
ECLASS-7.0	27279218
ECLASS-7.1	27279218
ECLASS-8.0	27279218
ECLASS-8.1	27279218
ECLASS-9.0	27060311
ECLASS-9.1	27060311
ECLASS-10.0.1	27060311
ECLASS-10.1	27060311

ECLASS-11.0	27060311
ECLASS-11.1	27060311
ECLASS-12.0	27060311
ECLASS-13.0	27060311
ECLASS-14.0	27060311
ETIM-5.0	EC001855
ETIM-6.0	EC001855
ETIM-7.0	EC001855
ETIM-8.0	EC001855
customs tariff number	85444290
EAN	4048879531412
Packaging unit	1

Electrical data | Supply

Operating voltage AC max.	125 V
Operating voltage DC max.	125 V
Current operating per contact max.	4 A
Operating voltage AC (UL-listed)	30 V
Operating voltage DC (UL-listed)	30 V

Device protection | Electrical

Additional condition protection degree	inserted, screwed
Pollution Degree	3
Rated surge voltage	1,5 kV
Material group (IEC 60664-1)	I

Mechanical data

Contour for corrugated hose	without
-----------------------------	---------

Mechanical data | Material data

Material housing	PUR
Locking material	Zinc die-casting
Coating locking	Nickel

Mechanical data | Mounting data

Mounting method	inserted, screwed, Shaking protection
-----------------	---------------------------------------

Environmental characteristics | Climatic

Operating temperature min.	-30 °C
Operating temperature max.	85 °C
Additional condition temperature range	depending on cable quality

Important installation notes

Note on bending radius	Attention: Observe the permissible bending radii when laying cables, as the IP protection class can be endangered by excessive bending forces.
Note on strain relief	Protect the connectors by suitable measures from mechanical loads, e.g. by the usage of cable ties.

Conformity

Product standard	EN IEC 61076-2-101 (M12)
------------------	--------------------------

Installation | Cable

Cable identification	161
Amount stranding	1
Stranding	5 wires around core filler twisted
Banding	Fleece optional
Filler	Yes
Wire arrangement	brown, black, blue, white, green-yellow
Cable weight	94 g/m
Material wire insulation	PVC
Amount wires	5

Outer diameter insulation	1,93 mm
Outer diameter tolerance core insulation	± 0,05 mm
Ingredient freeness wire insulation	lead-free, CFC-free
Amount strands (wire)	19
Diameter of single wires	30 AWG
Conductor crosssection (wire)	18 AWG
Material conductor wire	Stranded copper wire, bare
Outer-diameter (jacket)	7,75 mm
Tolerance outer diameter (sheath)	± 5 %
Material jacket	TPE
Freedom from ingredients (jacket)	lead-free, CFC-free, halogen-free
Conductor resistance (wire)	22.5 Ω/km @ 20 °C
Nominal voltage max.	600 V
Withstand voltage (wire - wire)	4 kV @ 60 s
Withstand voltage (wire - jacket)	4 kV @ 60 s
Current load capacity (standard)	to DIN VDE 0298-4
Current load capacity max. (wire)	9 A
Operating temperature min. (static)	-40 °C
Operating temperature max. (static)	105 °C
Operating temperature min. (dynamic)	-20 °C
Operating temperature max. (dynamic)	90 °C
Flame resistance	CSA FT4
UV resistance	UL 444 § 7.22
Bending radius (fixed)	10 × Outer diameter
Bending radius (dynamic)	15 × Outer diameter
No. of bending cycles (C-track)	10 Mio. @ 25 °C
No. of torsion cycles	3 Mio.
Torsion stress	± 180 °/m @ 180 °C