

MSUD Xtreme valve plug A-18mm with cable V2A

PUR 2x0.75 bk UL/CSA+drag ch. 1.5m

Art.No.: 7072-18031-7540150

Weight: 0.106 kg

Country of origin: CZ

Model designation: MSUDK-AB7O-754_1.5-S72

Xtreme - Outdoor

MSUD

Form A (18 mm)

Flyback diode + LED

12...24 V AC/DC

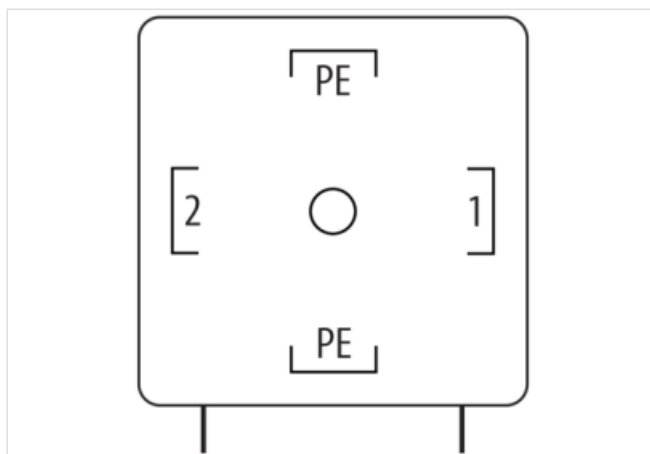
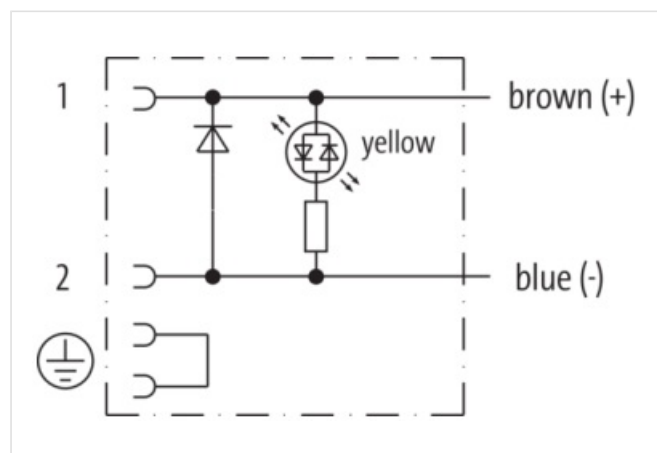
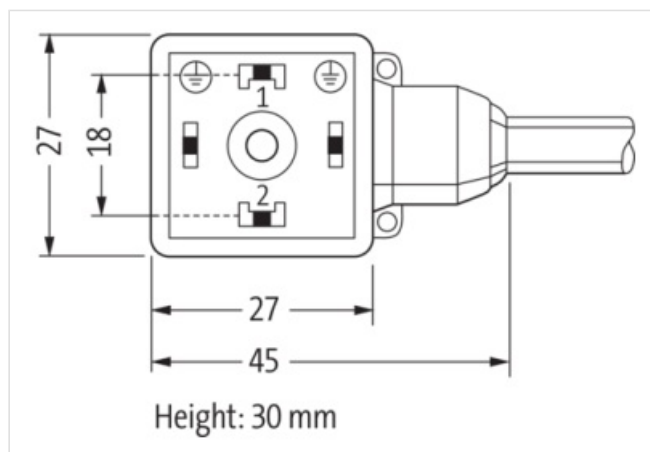
Bridged PE

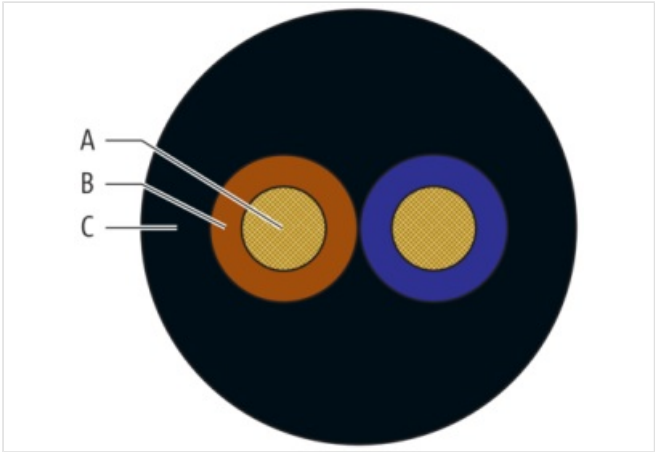

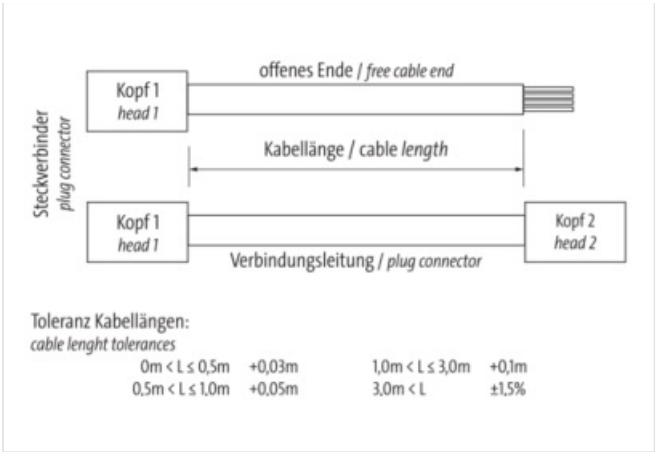
Stainless steel 1.4305 (V2A)

without cable sleeves

Further cable lengths on request.

Plastic housings with good resistance against chemicals and oils.

[Link to Product](#)**Illustration**



Product may differ from Image



Header	
Cable length	1,50 m
Side 1	
Family construction form	Valve connector form A
No. of poles	4
Mounting method	inserted, screwed
Material contact	Copper alloy
Coating contact	silver-plated
Degree of protection (EN IEC 60529)	IP67, IP68, IP66K, IP65
Commercial data	
URL Webshop	https://shop.murrelektronik.com/7072-18031-7540150
customs tariff number	85444290
EAN	4048879306249
Packaging unit	1
Electrical data Supply	
Operating voltage AC min.	12 V
Operating voltage AC max.	24 V
Operating voltage DC min.	12 V

Operating voltage DC max.	24 V
Current operating per contact max.	4 A
Cut-off peak voltage max.	1,3 V
Current consumption max.	7 mA

Diagnostics

Status indication LED	yellow
-----------------------	--------

Installation | Connection

Tightening torque	0,4 Nm
Mounting set	M3x31

Device protection | Electrical

Additional condition protection degree	inserted, screwed
Pollution Degree	3
Additional suppressor	LED, free-wheeling diode
Rated surge voltage	0,8 kV
Material group (IEC 60664-1)	I

Mechanical data

Contour for corrugated hose	without
-----------------------------	---------

Mechanical data | Material data

Material housing	PBT
Color housing	black
Material screw connection	Stainless steel 1.4305 (V2A)
Locking material	Stainless steel 1.4305 (V2A)
Material gasket	Silicon

Mechanical data | Mounting data

Mounting method	Screw, Nut
-----------------	------------

Environmental characteristics | Climatic

Operating temperature min.	-25 °C
Operating temperature max.	85 °C
Additional condition temperature range	depending on cable quality

Important installation notes

Note on bending radius	Attention: Observe the permissible bending radii when laying cables, as the IP protection class can be endangered by excessive bending forces.
Note on strain relief	Protect the connectors by suitable measures from mechanical loads, e.g. by the usage of cable ties.

Installation | Cable

Cable identification	754
Cable Type	3
Amount stranding	1
Stranding	1 × 2 wires stranded
Cable weight	37 g/m
Material wire insulation	PP
Amount wires	2
Outer diameter insulation	1,7 mm
Outer diameter tolerance core insulation	± 0,1 mm
Shore hardness wire insulation	70 5 Shore D
Ingredient freeness wire insulation	lead-free, cadmium-free, CFC-free, halogen-free, silicone-free
Amount strands (wire)	42
Diameter of single wires	0,15 mm
Conductor crosssection (wire)	0,75 mm²
Material conductor wire	Stranded copper wire, bare
Conductor type (wire)	strand class 6
Outer-diameter (jacket)	5 mm

Tolerance outer diameter (sheath)	± 5 %
Material jacket	PUR
Shore hardness jacket	90 5 Shore A
Freedom from ingredients (jacket)	lead-free, cadmium-free, CFC-free, halogen-free, silicone-free
Material property (jacket)	abrasion-resistant, low adhesion, good machinability, matte
Conductor resistance (wire)	26 Ω/km @ 20 °C
Nominal voltage max.	300 V
Withstand voltage (wire - wire)	2.5 kV @ 60 s
Withstand voltage (wire - jacket)	2.5 kV @ 60 s
Current load capacity (standard)	to DIN VDE 0298-4
Current load capacity max. (wire)	12 A
Operating temperature min. (static)	-40 °C
Operating temperature max. (static)	80 °C / 90 °C @ 10000 h Operation
Operating temperature min. (dynamic)	-25 °C
Operating temperature max. (dynamic)	80 °C / 90 °C @ 10000 h Operation
Operating temperature min. (drag chain)	-25 °C
Operating temperature max. (drag chain)	80 °C / 90 °C @ 10000 h Operation
Flame resistance	UL 1581 § 1090, CSA FT2, IEC 60332-2-2
Oil resistance	IEC 60811-404
Chemical resistance	good
Other resistances	good resistance to gasoline, resistant to hydrolysis, resistant to microbes
Bending radius (fixed)	5 × Outer diameter
Bending radius (dynamic)	10 × Outer diameter
No. of bending cycles (C-track)	10 Mio. @ 25 °C
Traversing distance (C-track)	10 m @ 25 °C horizontal
Travel speed (C-track)	3 m/s @ 25 °C
Acceleration (C-track)	10 m/s² @ 25 °C
No. of torsion cycles	2 Mio.
Torsion stress	180 °/m
Torsion speed	35 cycles/min