

MQ12 female 90° A-cod. with cable LED

PVC 4x0.34 bk UL/CSA 25m

Art.No.: 7050-12421-6142500

Weight: 1.012 kg

Country of origin: DE

Model designation: MSDL2-T614_25.0-S50

Advantages of our connectors:

Our connectors are versatile and specially optimised for industrial environments. All connectors are 100% tested during the manufacturing process to ensure the highest quality and reliability.

The contacts are gold-plated, which ensures optimum conductivity. Thanks to the high degree of protection, the connectors are ideal for demanding industrial environments. They are also vibration-resistant - this is ensured by the union nut with vibration protection.

Our connectors are resistant to oils and cooling lubricants, but resistance to aggressive media should be tested for each specific application. Different cable lengths available [on request](#)

If you are missing technical information? Please feel free to use our [dictionary](#) to find more technical details.

Product details:

Female 90°

MQ12, 4-pole

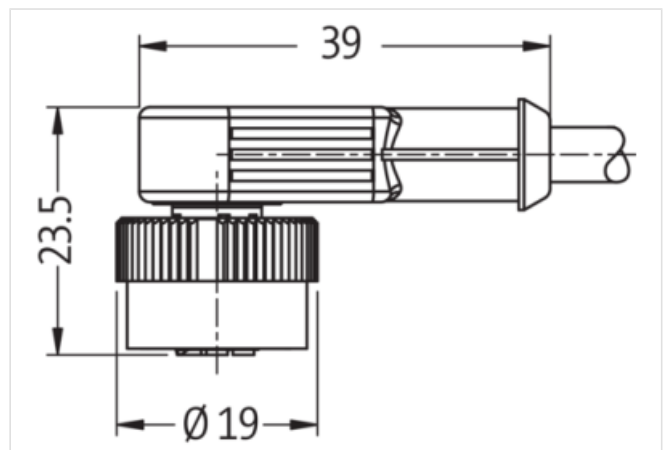

3× LED (PNP)

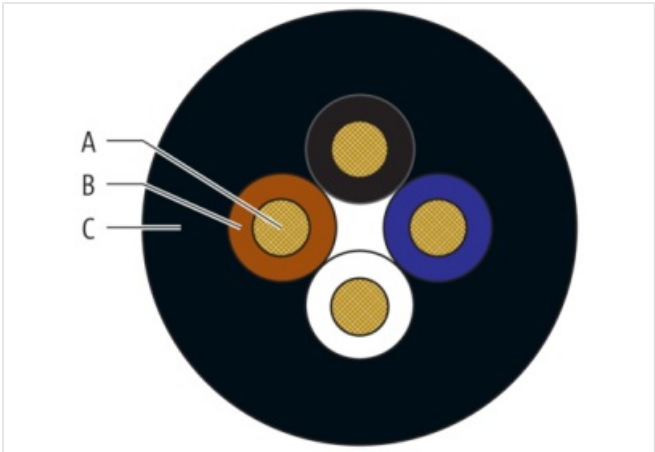
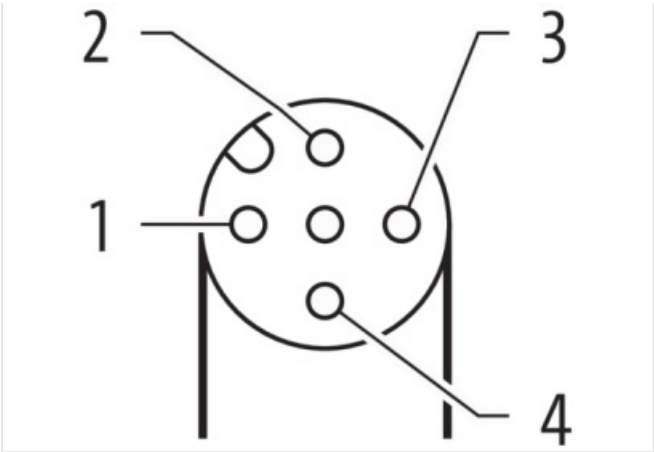
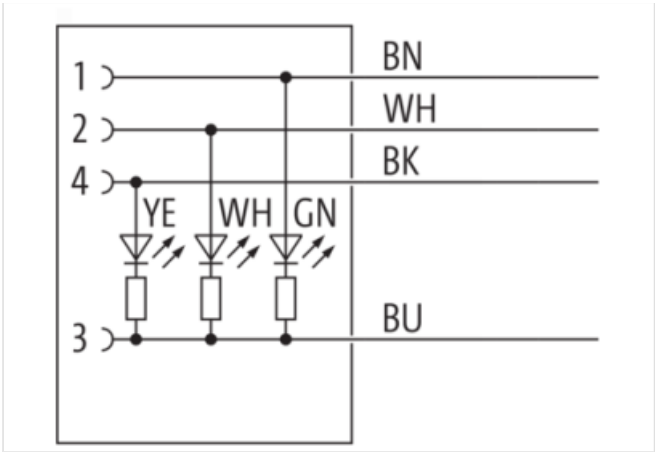
with cable sleeves

Further cable lengths on request.

Plastic housings with good resistance against chemicals and oils.

The resistance to aggressive media should be individually tested for your application. Further details on request.

[Link to Product](#)**Illustration**



Product may differ from Image



Header

Cable length 25,00 m

Side 1

Family construction form	MQ12
Degree of protection (EN IEC 60529)	IP67, IP65
Commercial data	
URL Webshop	https://shop.murrelektronik.com/7050-12421-6142500
customs tariff number	85444290
EAN	4048879106740
Packaging unit	1
Electrical data Supply	
Operating voltage DC	24 V
Operating voltage DC min.	18 V
Operating voltage DC max.	30 V
Current operating per contact max.	4 A
Device protection Electrical	
Additional condition protection degree	inserted, screwed
Rated surge voltage	0,8 kV
Mechanical data Mounting data	
Mounting method	inserted, screwed
Looking techniques	bayonet-locking
Environmental characteristics Climatic	
Operating temperature min.	-25 °C
Operating temperature max.	85 °C
Additional condition temperature range	depending on cable quality
Important installation notes	
Note on bending radius	Attention: Observe the permissible bending radii when laying cables, as the IP protection class can be endangered by excessive bending forces.
Note on strain relief	Protect the connectors by suitable measures from mechanical loads, e.g. by the usage of cable ties.
Installation Cable	
Cable identification	614
Cable Type	1
Amount stranding	1
Stranding	1 × 4 wires stranded
Wire arrangement	brown, black, blue, white
Cable weight	37 g/m
Material wire insulation	PVC
Amount wires	4
Outer diameter insulation	1,25 mm
Outer diameter tolerance core insulation	± 0,05 mm
Shore hardness wire insulation	45 5 Shore D
Material properties wire insulation	good machinability
Ingredient freeness wire insulation	lead-free, cadmium-free, CFC-free, silicone-free
Amount strands (wire)	19
Diameter of single wires	0,15 mm
Conductor crosssection (wire)	0,34 mm²
Material conductor wire	Stranded copper wire, bare
Conductor type (wire)	Strand class 5
Outer-diameter (jacket)	5 mm
Tolerance outer diameter (sheath)	± 5 %
Material jacket	PVC
Shore hardness jacket	85 5 Shore A
Freedom from ingredients (jacket)	lead-free, cadmium-free, CFC-free, silicone-free
Material property (jacket)	good machinability

Conductor resistance (wire)	57 Ω /km @ 20 °C
Nominal voltage max.	300 V
Withstand voltage (wire - wire)	2 kV @ 60 s
Withstand voltage (wire - jacket)	2 kV @ 60 s
Current load capacity (standard)	to DIN VDE 0298-4
Current load capacity max. (wire)	4,8 A
Operating temperature min. (static)	-30 °C
Operating temperature max. (static)	80 °C
Operating temperature min. (dynamic)	-5 °C
Operating temperature max. (dynamic)	80 °C
Flame resistance	UL 1581 § 1080, CSA FT1, IEC 60332-1-2
Oil resistance	good
Chemical resistance	good
Other resistances	good resistance to gasoline
Bending radius (fixed)	5 × Outer diameter
Bending radius (dynamic)	10 × Outer diameter