

MQ12 female 0° A-cod. with cable

PUR 4x0.34 bk UL/CSA+drag ch. 20m

Art.No.: 7050-12221-6342000

Weight: 0.791 kg

Country of origin: DE

Model designation: MSBL0-T634_20.0-S50

Advantages of our connectors:

Our connectors are versatile and specially optimised for industrial environments. All connectors are 100% tested during the manufacturing process to ensure the highest quality and reliability.

The contacts are gold-plated, which ensures optimum conductivity. Thanks to the high degree of protection, the connectors are ideal for demanding industrial environments. They are also vibration-resistant - this is ensured by the union nut with vibration protection.

Our connectors are resistant to oils and cooling lubricants, but resistance to aggressive media should be tested for each specific application. Different cable lengths available [on request](#)

If you are missing technical information? Please feel free to use our [dictionary](#) to find more technical details.

Product details:

Female straight

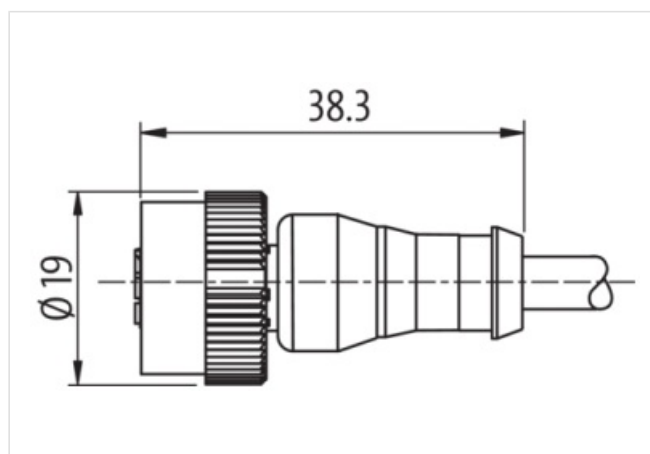

MQ12, 4-pole

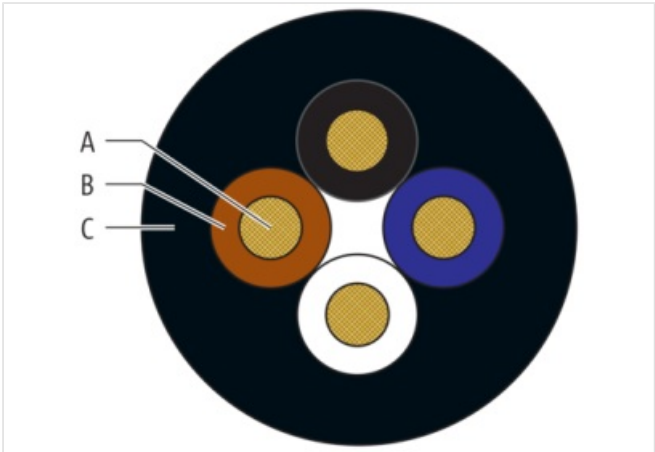
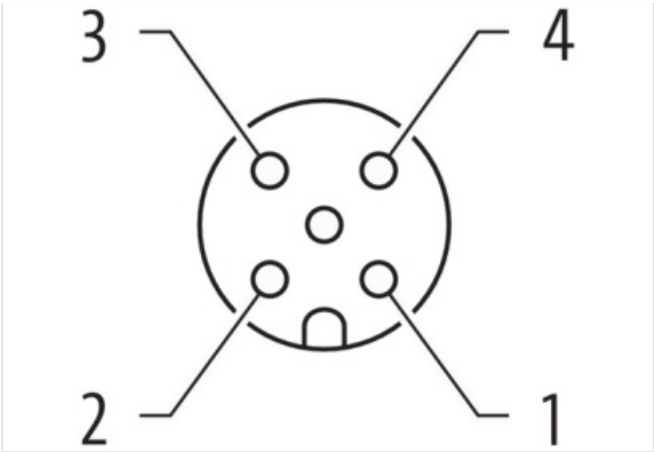
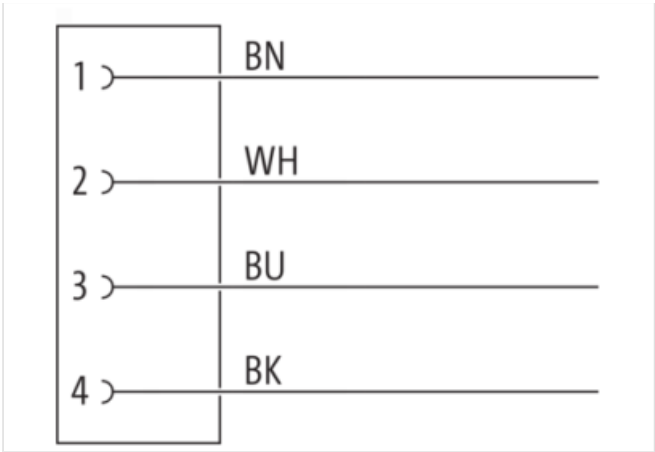
with cable sleeves

Further cable lengths on request.

Plastic housings with good resistance against chemicals and oils.

The resistance to aggressive media should be individually tested for your application. Further details on request.

[Link to Product](#)**Illustration**



Product may differ from Image



Header

Cable length 20,00 m

Side 1

Family construction form	MQ12
Degree of protection (EN IEC 60529)	IP67, IP65
Commercial data	
URL Webshop	https://shop.murrelektronik.com/7050-12221-6342000
customs tariff number	85444290
EAN	4048879107129
Packaging unit	1
Electrical data Supply	
Operating voltage AC max.	250 V
Operating voltage DC max.	250 V
Current operating per contact max.	4 A
Device protection Electrical	
Additional condition protection degree	inserted, screwed
Rated surge voltage	2,5 kV
Mechanical data Mounting data	
Mounting method	inserted, screwed
Looking techniques	bayonet-locking
Environmental characteristics Climatic	
Operating temperature min.	-25 °C
Operating temperature max.	85 °C
Additional condition temperature range	depending on cable quality
Important installation notes	
Note on bending radius	Attention: Observe the permissible bending radii when laying cables, as the IP protection class can be endangered by excessive bending forces.
Note on strain relief	Protect the connectors by suitable measures from mechanical loads, e.g. by the usage of cable ties.
Installation Cable	
Cable identification	634
Cable Type	3
Amount stranding	1
Stranding	1 × 4 wires stranded
Wire arrangement	brown, black, blue, white
Cable weight	27,6 g/m
Material wire insulation	PP
Amount wires	4
Outer diameter insulation	1,25 mm
Outer diameter tolerance core insulation	± 0,05 mm
Shore hardness wire insulation	70 5 Shore D
Ingredient freeness wire insulation	lead-free, cadmium-free, CFC-free, halogen-free, silicone-free
Amount strands (wire)	42
Diameter of single wires	0,1 mm
Conductor crosssection (wire)	0,34 mm²
Material conductor wire	Stranded copper wire, bare
Conductor type (wire)	strand class 6
Outer-diameter (jacket)	4,5 mm
Tolerance outer diameter (sheath)	± 5 %
Material jacket	PUR
Shore hardness jacket	90 5 Shore A
Freedom from ingredients (jacket)	lead-free, cadmium-free, CFC-free, halogen-free, silicone-free
Material property (jacket)	abrasion-resistant, low adhesion, good machinability, matte
Conductor resistance (wire)	57 Ω/km @ 20 °C
Nominal voltage max.	300 V

Withstand voltage (wire - wire)	2.5 kV @ 60 s
Withstand voltage (wire - jacket)	2.5 kV @ 60 s
Current load capacity (standard)	to DIN VDE 0298-4
Current load capacity max. (wire)	4,8 A
Operating temperature min. (static)	-40 °C
Operating temperature max. (static)	80 °C / 90 °C @ 10000 h Operation
Operating temperature min. (dynamic)	-25 °C
Operating temperature max. (dynamic)	80 °C / 90 °C @ 10000 h Operation
Operating temperature min. (drag chain)	-25 °C
Operating temperature max. (drag chain)	80 °C / 90 °C @ 10000 h Operation
Flame resistance	UL 1581 § 1090, CSA FT2, IEC 60332-2-2
Oil resistance	IEC 60811-404
Chemical resistance	good
Other resistances	good resistance to gasoline, resistant to hydrolysis, resistant to microbes
Bending radius (fixed)	5 × Outer diameter
Bending radius (dynamic)	10 × Outer diameter
No. of bending cycles (C-track)	10 Mio. @ 25 °C
Traversing distance (C-track)	10 m @ 25 °C horizontal
Travel speed (C-track)	3 m/s @ 25 °C
Acceleration (C-track)	10 m/s² @ 25 °C
No. of torsion cycles	5 Mio.
Torsion stress	360 °/m
Torsion speed	35 cycles/min