

**M12 Steel male 0° / M12 Steel female 90° A-cod.**

TPE-S 4x0.34 gy 1.5m

Art.No.: 7044-40121-3360150

Weight: 0.094 kg

Country of origin: CZ

Model designation: MSDL0-A-T336\_1.5-S44

F&amp;B-Steel

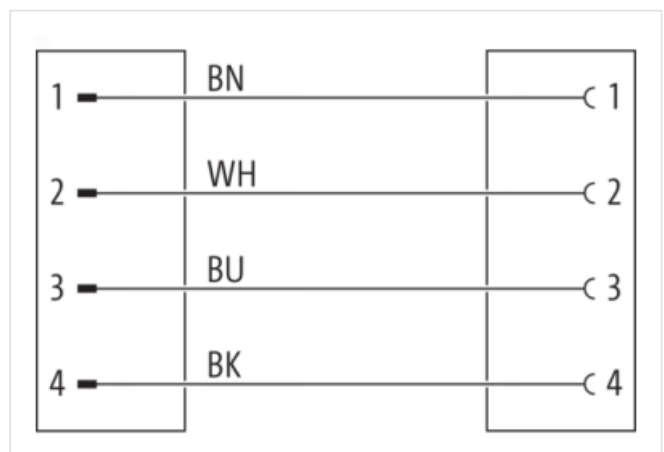
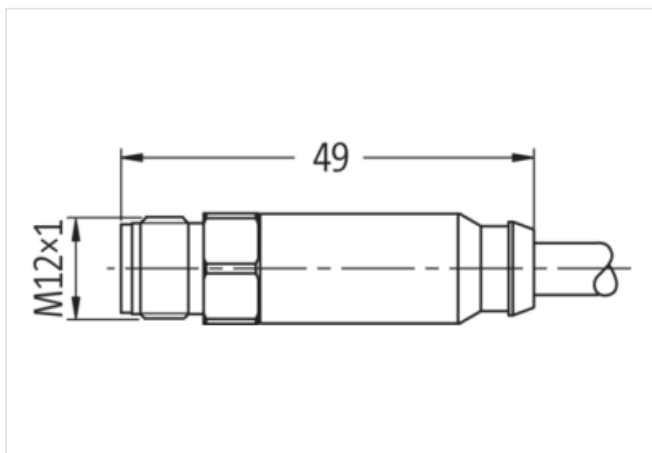
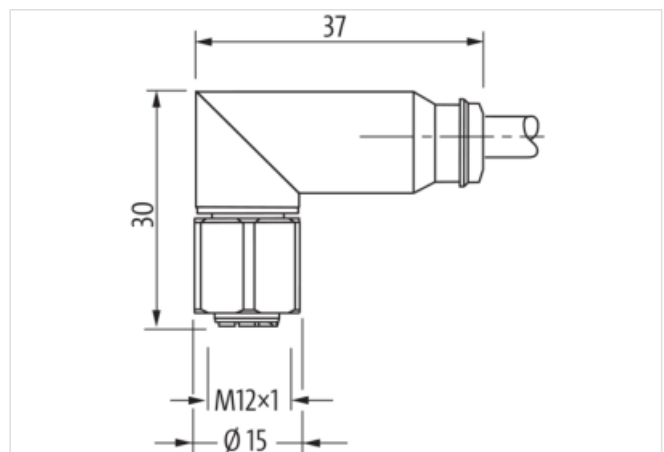
Male straight – female 90°

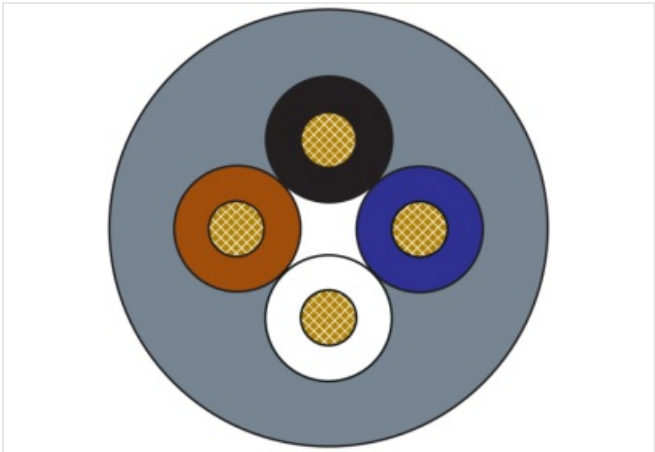
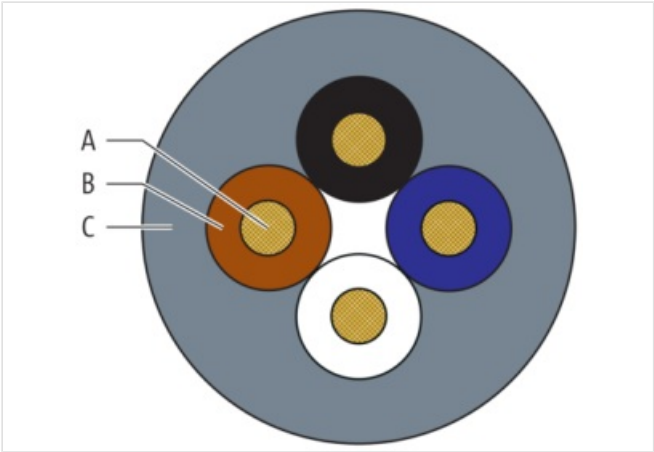
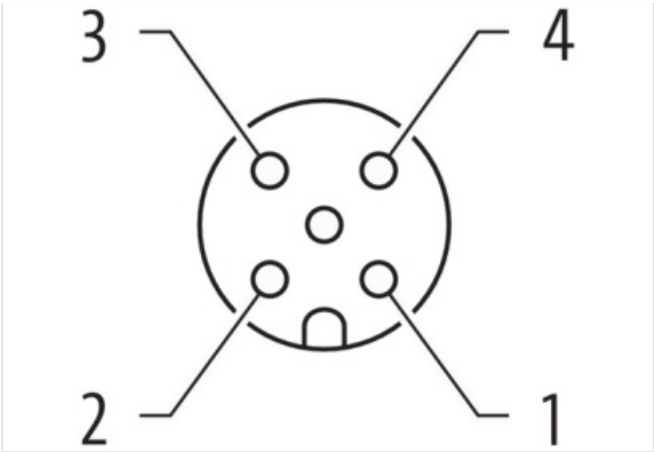
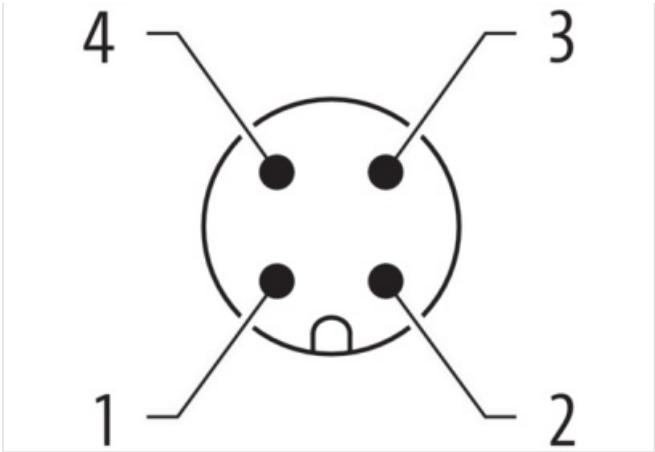
M12 – M12, 4-pole

Stainless steel 1.4404 (V4A)

without cable sleeves

Further cable lengths on request.

[Link to Product](#)**Illustration**



Product may differ from Image

ECOLAB®

Header

Cable length 1,50 m

Side 1

Family construction form	M12
No. of poles	4
Coding	A
Gender	male
Mounting method	inserted, screwed
Threaded hole	M12 x 1
Tightening torque	0,6 Nm
Cable outlet	straight
Degree of protection (EN IEC 60529)	IP69K, IP68

**Side 2**

Family construction form	M12
No. of poles	4
Coding	A
Gender	female
Mounting method	inserted, screwed
Threaded hole	M12 x 1
Tightening torque	0,6 Nm
Cable outlet	angled
Degree of protection (EN IEC 60529)	IP69K, IP68

**Commercial data**

URL Webshop	<a href="https://shop.murrelektronik.com/7044-40121-3360150">https://shop.murrelektronik.com/7044-40121-3360150</a>
customs tariff number	85444290
EAN	4048879633819
Packaging unit	1

**Electrical data | Supply**

Operating voltage AC max.	32 V
Operating voltage DC max.	32 V
Current operating per contact max.	4 A

**Device protection | Electrical**

Additional condition protection degree	inserted, screwed
Pollution Degree	3
Rated surge voltage	2,5 kV
Material group (IEC 60664-1)	I

**Mechanical data | Material data**

Locking material	Stainless steel 1.4404 (V4A)
Material gasket	FKM

**Mechanical data | Mounting data**

Mounting method	inserted, screwed, Shaking protection
-----------------	---------------------------------------

**Environmental characteristics | Climatic**

Operating temperature min.	-40 °C
Operating temperature max.	85 °C
Additional condition temperature range	depending on cable quality

**Important installation notes**

Note on bending radius	<b>Attention:</b> Observe the permissible bending radii when laying cables, as the IP protection class can be endangered by excessive bending forces.
Note on strain relief	Protect the connectors by suitable measures from mechanical loads, e.g. by the usage of cable ties.

**Installation | Cable**

Cable identification	336
Amount stranding	1
Stranding	Wires

Wire arrangement	brown, white, blue, black
Cable weight	39,1 g/m
Material wire insulation	TPE-S
Amount wires	4
Outer diameter insulation	1,5 mm
Shore hardness wire insulation	90 ± 3 Shore A
Ingredient freeness wire insulation	lead-free, cadmium-free, CFC-free, halogen-free
Amount strands (wire)	180
Diameter of single wires	0,05 mm
Conductor crosssection (wire)	0,34 mm <sup>2</sup>
Material conductor wire	Stranded copper wire, bare
Conductor type (wire)	strand class 6
Outer-diameter (jacket)	5,2 mm
Tolerance outer diameter (sheath)	± 5 %
Material jacket	TPE-S
Shore hardness jacket	80 ± 3 Shore A
Conductor resistance (wire)	57 Ω/km @ 20 °C
Withstand voltage (wire - wire)	2.5 kV @ 60 s
Withstand voltage (wire - jacket)	2.5 kV @ 60 s
Current load capacity (standard)	to DIN VDE 0298-4
Current load capacity max. (wire)	4,8 A
Operating temperature min. (static)	-50 °C
Operating temperature max. (static)	125 °C
Operating temperature min. (dynamic)	-30 °C
Operating temperature max. (dynamic)	105 °C
Bending radius (fixed)	10 × Outer diameter
Bending radius (dynamic)	15 × Outer diameter