

M12 male 0° / M12 female 0° A-cod. F&B Pro

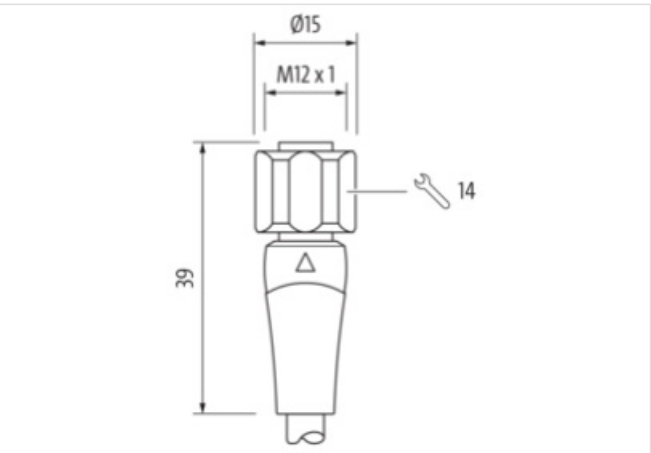
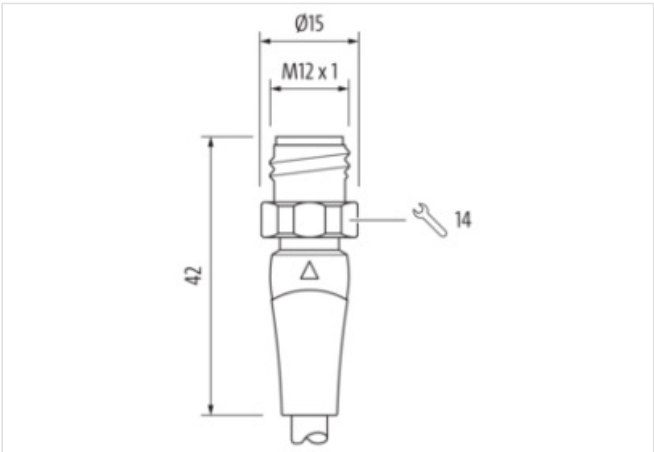
TPE-S 5x0.34 bu UL robot+drag ch. 3m

Art.No.: 7024-40041-3390300
Weight: 0.124 kg
Country of origin: DE
Model designation: MSBL0-A-U339_3.0-S24

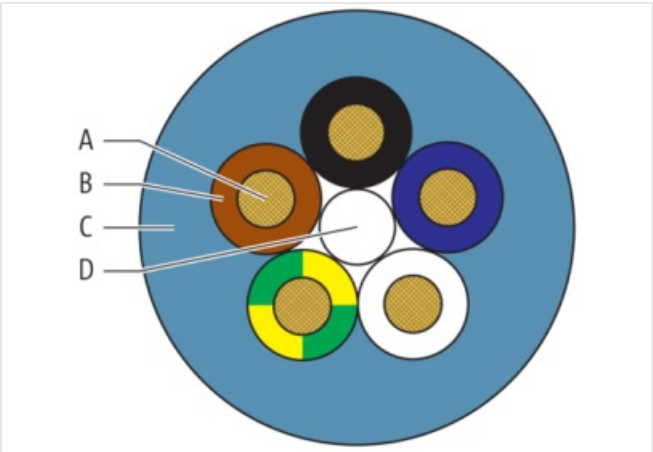
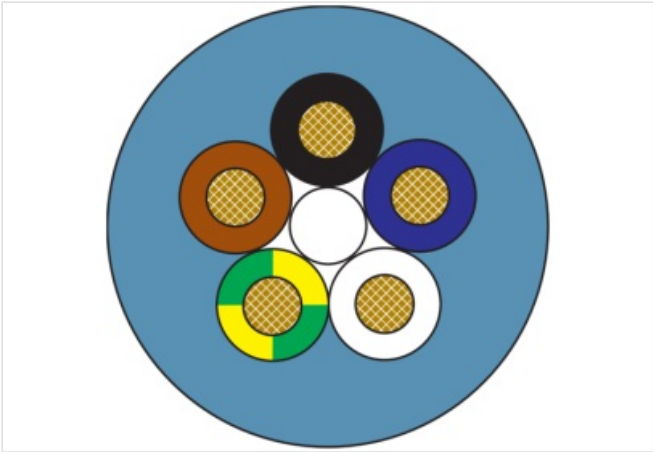
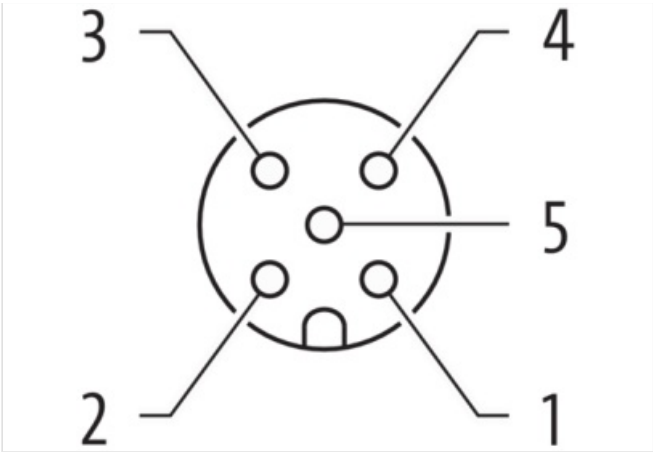
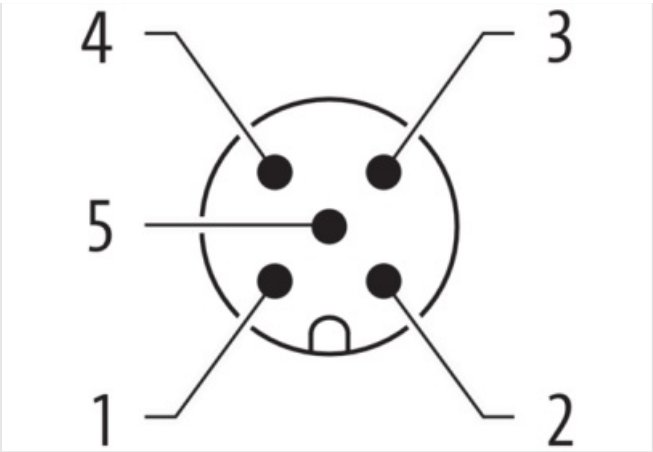
Plug Connectors for Food & Beverage
Male straight – female straight
M12 F&B Pro
5-pole
Stainless steel 1.4404 (V4A)
without cable sleeves
IP69K
Plastic housings with good resistance against chemicals and oils.
The resistance to aggressive media should be individually tested for your application. Further details on request.
Further cable lengths on request.

Link to Product

Illustration



1	BN	1
2	WH	2
3	BU	3
4	BK	4
5	GN YE	5



Product may differ from Image



Header	
Cable length	3,00 m
Side 1	

Family construction form	M12
No. of poles	5
Coding	A
Gender	male
Mounting method	inserted, screwed
Threaded hole	M12 x 1
Tightening torque	0,6 Nm
Width across flats	SW14
Cable outlet	straight
Material	PP
Material contact	Copper alloy
Coating contact	gold plated
Degree of protection (EN IEC 60529)	IP69K, IP68, IP65

Side 2

Family construction form	M12
No. of poles	5
Coding	A
Gender	female
Mounting method	inserted, screwed
Threaded hole	M12 x 1
Tightening torque	0,6 Nm
Width across flats	SW14
Cable outlet	straight
Material	PP
Material contact	Copper alloy
Coating contact	gold plated
Degree of protection (EN IEC 60529)	IP69K, IP68, IP65

Commercial data

URL Webshop	https://shop.murrelektronik.com/7024-40041-3390300
customs tariff number	85444290
EAN	4048879793339
Packaging unit	1

Electrical data | Supply

Operating voltage AC max.	125 V
Operating voltage DC max.	125 V
Current operating per contact max.	4 A
Operating voltage AC (UL-listed)	30 V
Operating voltage DC (UL-listed)	30 V

Diagnostics

Status indication LED	No
-----------------------	----

Device protection | Electrical

Additional condition protection degree	inserted, screwed
Pollution Degree	3
Rated surge voltage	1,5 kV
Material group (IEC 60664-1)	I

Mechanical data

Contour for corrugated hose	without
-----------------------------	---------

Mechanical data | Material data

Material housing	PP
Material contact carrier	PP
Color contact carrier	ice blue

Locking material	Stainless steel 1.4404 (V4A)
Material gasket	EPDM
Mechanical data Mounting data	
Mounting method	inserted, screwed, Shaking protection
Environmental characteristics Climatic	
Operating temperature min.	-30 °C
Operating temperature max.	105 °C
Additional condition temperature range	depending on cable quality
Important installation notes	
Note on bending radius	Attention: Observe the permissible bending radii when laying cables, as the IP protection class can be endangered by excessive bending forces.
Note on strain relief	Protect the connectors by suitable measures from mechanical loads, e.g. by the usage of cable ties.
Conformity	
Product standard	EN IEC 61076-2-101 (M12), FDA conform
Installation Cable	
Cable identification	339
Amount stranding	1
Stranding	Wires
Wire arrangement	brown, black, blue, white, green-yellow
Cable weight	32 g/m
Material wire insulation	PP
Amount wires	5
Outer diameter insulation	1,27 mm
Outer diameter tolerance core insulation	± 0,02 mm
Shore hardness wire insulation	64 ± 3 Shore D
Ingredient freeness wire insulation	lead-free, cadmium-free, CFC-free, halogen-free, silicone-free
Amount strands (wire)	42
Diameter of single wires	0,1 mm
Conductor crosssection (wire)	0,34 mm²
Material conductor wire	Stranded copper wire, bare
Conductor type (wire)	strand class 6
Outer-diameter (jacket)	5 mm
Tolerance outer diameter (sheath)	± 5 %
Material jacket	TPE-S
Shore hardness jacket	47 ± 5 Shore D
Freedom from ingredients (jacket)	lead-free, cadmium-free, CFC-free, halogen-free, silicone-free
Material property (jacket)	abrasion-resistant, low adhesion, good machinability, matte
Conductor resistance (wire)	58 Ω/km @ 20 °C
Nominal voltage max.	300 V
Withstand voltage (wire - wire)	3 kV @ 60 s
Current load capacity (standard)	to DIN VDE 0298-4
Current load capacity max. (wire)	4,5 A
Operating temperature min. (static)	-40 °C
Operating temperature max. (static)	105 °C
Operating temperature min. (dynamic)	-25 °C
Operating temperature max. (dynamic)	105 °C
Operating temperature min. (drag chain)	-25 °C
Operating temperature max. (drag chain)	105 °C
Other resistances	resistant to hydrolysis, resistant to microbes
Bending radius (fixed)	5 × Outer diameter
Bending radius (dynamic)	10 × Outer diameter
No. of bending cycles (C-track)	4 Mio. @ 25 °C

Traversing distance (C-track)	10 m @ 25 °C horizontal
Travel speed (C-track)	3 m/s @ 25 °C
Acceleration (C-track)	10 m/s² @ 25 °C
No. of torsion cycles	2 Mio.
Torsion stress	± 180 °/m
Torsion speed	35 cycles/min