

Y-Distributor M12 male / M8 female 0° A-cod. V2A

FEP 5xAWG22 bk 0.6m

Art.No.: 7003-40828-8280060

Weight: 0.069 kg

Country of origin: DE

Model designation: MSAYTL0-FR828_0.6-FR828_0.6-S03

Y-connector M12 – M8, 4/3-pole

Male straight – females straight

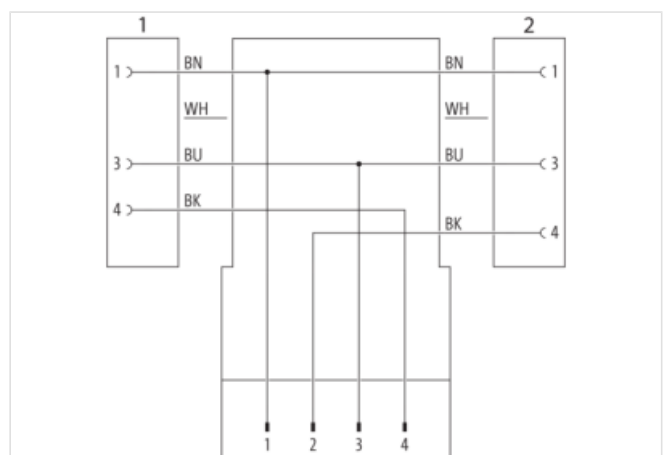
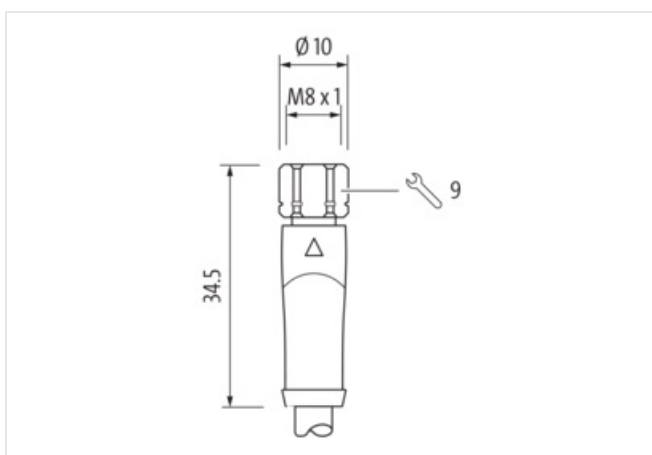
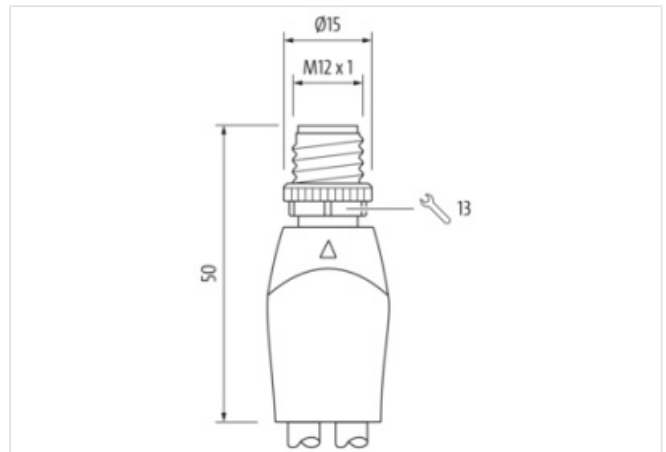

Stainless steel 1.4305 (V2A) PTFE coated

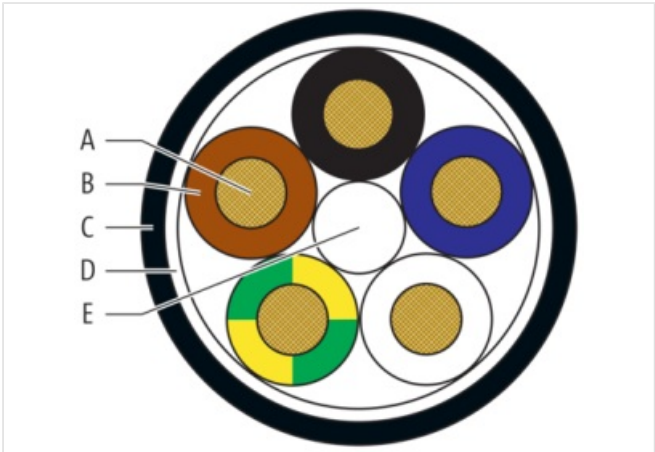
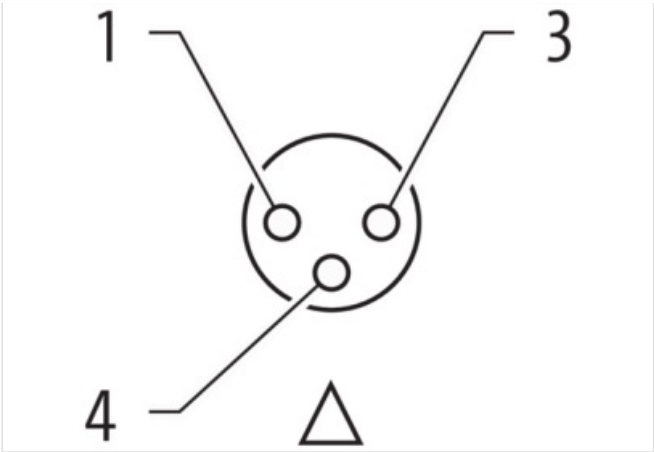
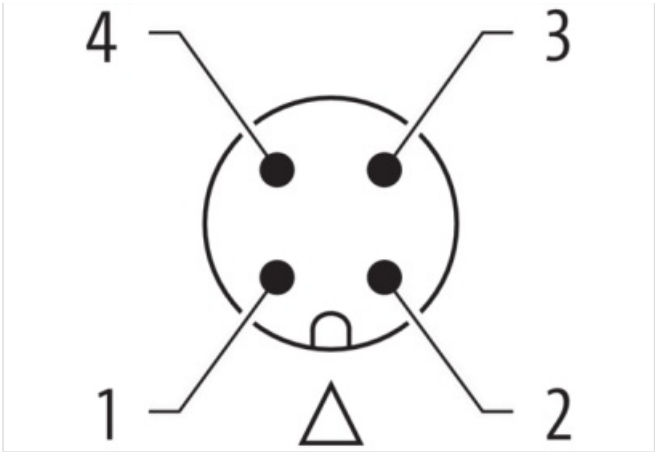
Art.No. 7005 - M12 Lite - (plastic hexagonal screw) on request

Plastic housings with good resistance against chemicals and oils.

The resistance to aggressive media should be individually tested for your application. Further details on request.

Further cable lengths on request.

[Link to Product](#)**Illustration**



Product may differ from Image



Header

Material short text	MSAYTL0-FR828_0.6-FR828_0.6-S03
Cable length	0,60 m

Side 1

Family construction form	M12
No. of poles	4
Coding	A
Threaded hole	M12 x 1
Tightening torque	0,6 Nm
Width across flats	SW13
Cable outlet	straight
Degree of protection (EN IEC 60529)	IP67, IP66K, IP65

Side 2

Family construction form	M8
No. of poles	3
Coding	A
Threaded hole	M8 x 1
Tightening torque	0,4 Nm
Width across flats	SW9
Cable outlet	straight
suitable for corrugated tube (internal Ø)	8,5 mm
Degree of protection (EN IEC 60529)	IP67, IP66K, IP65

Side 3

Family construction form	M8
No. of poles	3
Coding	A
Threaded hole	M8 x 1
Tightening torque	0,4 Nm
Width across flats	SW9
Cable outlet	straight
suitable for corrugated tube (internal Ø)	8,5 mm
Degree of protection (EN IEC 60529)	IP67, IP66K, IP65

Commercial data

URL Webshop	https://shop.murrelektronik.com/7003-40828-8280060
GTIN	4048879401807
ECLASS-6.0	27279218
ECLASS-6.1	27279218
ECLASS-7.0	27279218
ECLASS-7.1	27279218
ECLASS-8.0	27279218
ECLASS-8.1	27279218
ECLASS-9.0	27060313
ECLASS-9.1	27060313
ECLASS-10.0.1	27060313
ECLASS-10.1	27060313
ECLASS-11.0	27060313
ECLASS-11.1	27060313
ECLASS-12.0	27060313
ECLASS-13.0	27060313
ECLASS-14.0	27060313
ETIM-5.0	EC001855
ETIM-6.0	EC001855
ETIM-7.0	EC001855
ETIM-8.0	EC001855
customs tariff number	85444290
EAN	4048879401807

Packaging unit 1

Electrical data | Supply

Operating voltage AC max.	50 V
Operating voltage DC max.	60 V
Current operating per contact max.	4 A

Device protection | Electrical

Additional condition protection degree	inserted, screwed
Pollution Degree	3
Rated surge voltage	1,5 kV
Material group (IEC 60664-1)	I

Mechanical data

Contour for corrugated hose	without
-----------------------------	---------

Mechanical data | Material data

Material housing	PUR
Locking material	Stainless steel 1.4305 (V2A)
Coating locking nut	PTFE beschichtet
Material gasket	FKM

Mechanical data | Mounting data

Mounting method	inserted, screwed, Shaking protection
-----------------	---------------------------------------

Environmental characteristics | Climatic

Operating temperature min.	-30 °C
Operating temperature max.	85 °C
Additional condition temperature range	depending on cable quality

Important installation notes

Note on bending radius	Attention: Observe the permissible bending radii when laying cables, as the IP protection class can be endangered by excessive bending forces.
Note on strain relief	Protect the connectors by suitable measures from mechanical loads, e.g. by the usage of cable ties.

Conformity

Product standard	EN IEC 61076-2-101 (M12), EN/IEC 61076-2-104 (M8)
------------------	---

Installation | Cable

Cable identification	828
Amount stranding	1
Stranding	5 wires around core filler twisted
Banding	PTFE-foil
Filler	Yes
Wire arrangement	brown, black, blue, white, green-yellow
Cable weight	40,8 g/m
Material wire insulation	FEP
Amount wires	5
Outer diameter insulation	1,3 mm
Outer diameter tolerance core insulation	± 0,1 mm
Shore hardness wire insulation	55 ± 5 Shore D
Ingredient freeness wire insulation	lead-free, CFC-free, halogen-free
Amount strands (wire)	19
Diameter of single wires	34 AWG
Conductor crosssection (wire)	22 AWG
Material conductor wire	copper stranded wire, tinned
Outer-diameter (jacket)	4,3 mm
Tolerance outer diameter (sheath)	± 5 %
Material jacket	FEP
Shore hardness jacket	57 ± 5 Shore A

Freedom from ingredients (jacket)	lead-free, CFC-free, halogen-free
Conductor resistance (wire)	52.17 Ω /km @ 20 °C
Nominal voltage max.	600 V
Withstand voltage (wire - wire)	2 kV @ 60 s
Withstand voltage (wire - jacket)	2 kV @ 60 s
Current load capacity (standard)	to DIN VDE 0298-4
Current load capacity max. (wire)	4,5 A
Operating temperature min. (static)	-100 °C
Operating temperature max. (static)	180 °C
Operating temperature min. (dynamic)	-100 °C
Operating temperature max. (dynamic)	180 °C
Bending radius (fixed)	7.5 × Outer diameter
Bending radius (dynamic)	15 × Outer diameter