

**M12 male 0° A-cod. shielded / Drive Cliq IP67**

PUR 0.20+0.38 shielded gn UL/CSA+drag ch. 6.5m

Art.No.: 7000-SS091-8800650

Weight: 0.520 kg

Country of origin: DE

Model designation: M6FX8002-2DC38-1AG5

**Advantages of our connectors:**

Our connectors are versatile and specially optimised for industrial environments. All connectors are 100% tested during the manufacturing process to ensure the highest quality and reliability.

The contacts are gold-plated, which ensures optimum conductivity. Thanks to the high degree of protection, the connectors are ideal for demanding industrial environments. They are also vibration-resistant - this is ensured by the union nut with vibration protection.

Our connectors are resistant to oils and cooling lubricants, but resistance to aggressive media should be tested for each specific application. Different cable lengths available [on request](#)

If you are missing technical information? Please feel free to use our [dictionary](#) to find more technical details.

**Product details:**

DRIVE-CLiQ signal cable for SINAMICS S120 and motors with DC 24 V wires

Ethernet CAT5

Male straight – male straight

M12, 8/6-pole – DRIVE-CLiQ IP67, 10/6-pole

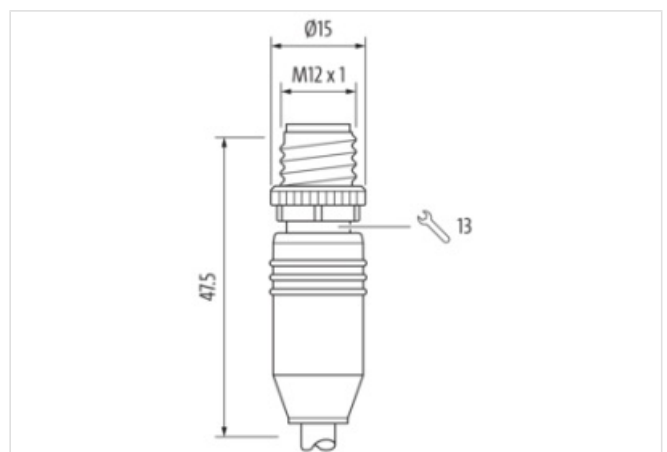
partly used


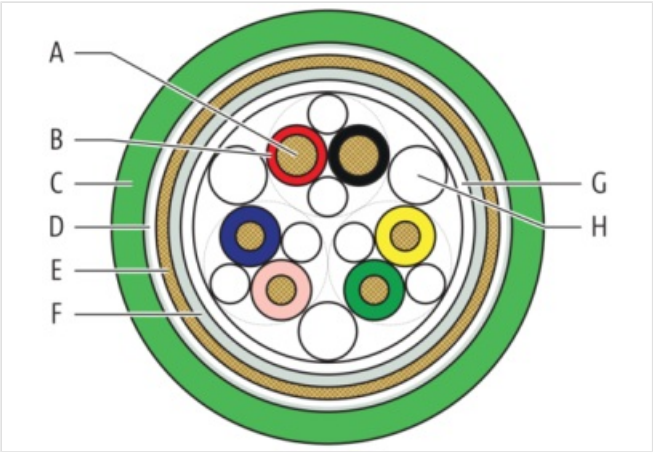
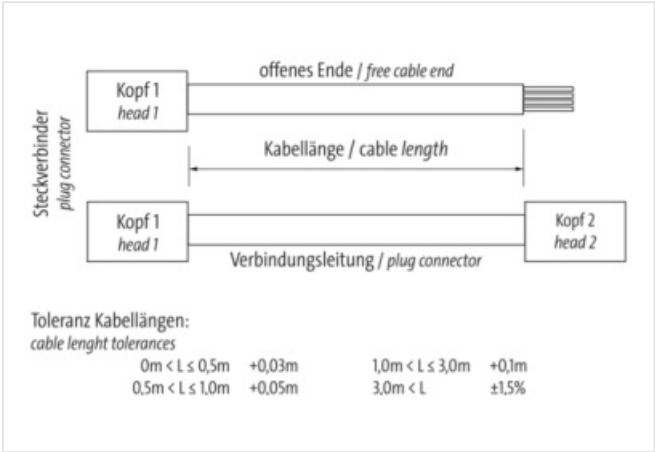
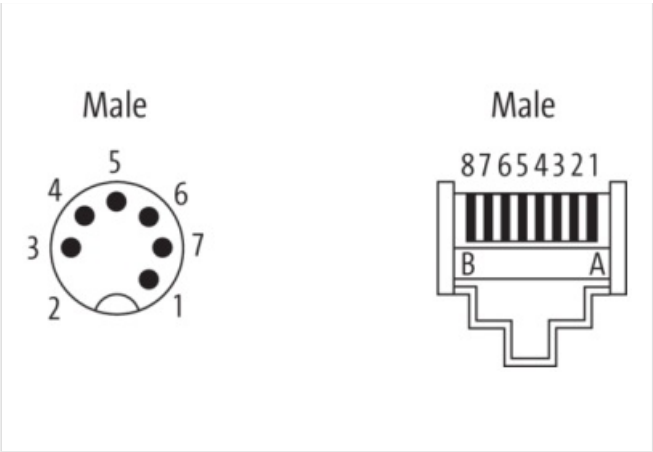
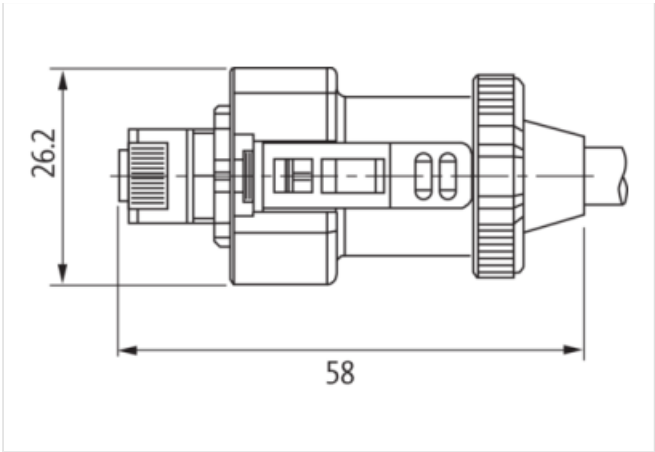
without cable sleeves

Further cable lengths on request.

The resistance to aggressive media should be individually tested for your application. Further details on request.

Plastic housings with good resistance against chemicals and oils.

**[Link to Product](#)****Illustration**



Product may differ from Image



Header

Material short text M6FX8002-2DC38-1AG5  
Cable length 6,50 m

Side 1

Family construction form	M12
Coding	A
Threaded hole	M12 x 1
Tightening torque	0,6 Nm
Width across flats	SW13

#### Commercial data

URL Webshop	<a href="https://shop.murrelektronik.com/7000-SS091-8800650">https://shop.murrelektronik.com/7000-SS091-8800650</a>
GTIN	4048879613101
ECLASS-6.0	27061801
ECLASS-6.1	27060307
ECLASS-7.0	27060307
ECLASS-7.1	27060307
ECLASS-8.0	27060307
ECLASS-8.1	27060307
ECLASS-9.0	27060307
ECLASS-9.1	27060307
ECLASS-10.0.1	27060307
ECLASS-10.1	27060307
ECLASS-11.0	27060307
ECLASS-11.1	27060307
ECLASS-12.0	27060307
ECLASS-13.0	27060307
ECLASS-14.0	27060307
ETIM-5.0	EC000830
ETIM-6.0	EC000830
customs tariff number	85444290
EAN	4048879613101
Packaging unit	1

#### Electrical data | Supply

Operating voltage AC max.	30 V
Operating voltage DC max.	30 V
Current operating per contact max.	27.760 A

#### Industrial Communication

Data transmission rate max.	100 Mbit/s
Transfer parameters	CAT5, Class D (ISO/IEC 11801:2002), (EN 50173-1)

#### Industrial communication | Ethernet functionality

duplex	Full duplex
--------	-------------

#### Device protection | Electrical

Degree of protection (EN IEC 60529)	IP67
Additional condition protection degree	inserted, screwed
Pollution Degree	3
Rated surge voltage	0,5 kV
Material group (IEC 60664-1)	II

#### Mechanical data

Contour for corrugated hose	without
-----------------------------	---------

#### Mechanical data | Material data

Material housing	PUR
Locking material	Zinc die-casting
Coating locking	Nickeled

#### Mechanical data | Mounting data

Mounting method	inserted, screwed, Shaking protection
-----------------	---------------------------------------

**Environmental characteristics | Climatic**

Operating temperature min.	-20 °C
Operating temperature max.	80 °C
Additional condition temperature range	depending on cable quality

**Important installation notes**

Note on bending radius	<b>Attention:</b> Observe the permissible bending radii when laying cables, as the IP protection class can be endangered by excessive bending forces.
Note on strain relief	Protect the connectors by suitable measures from mechanical loads, e.g. by the usage of cable ties.

**Installation | Cable**

Cable identification	880
Function cable	Hybrid
Amount stranding	3
Stranding	2 wires stranded with 2 fillers
Amount stranding (type 2)	1
Stranding (type 2)	3 stranding combinations stranded with 3 fillers
Cable shielding (type)	copper braid, tinned
Cable shielding (coverage)	85 %
Banding	Fleece, Foil
Filler	Yes
Wire arrangement	(green, yellow), (pink, blue), (red, black)
Cable weight	69 g/m
Material wire insulation	Polyolefin
Amount wires	4
Outer diameter insulation	1 mm
Outer diameter tolerance core insulation	± 0,05 mm
Ingredient freeness wire insulation	lead-free, CFC-free, halogen-free, silicone-free
Amount strands (wire)	19
Diameter of single wires	0,118 mm
Conductor crosssection (wire)	0,2 mm <sup>2</sup>
Material conductor wire	Stranded copper wire, bare
Conductor type (wire)	strand class 6
Material wire insulation (type 2)	Polyolefin
Outer diameter wire insulation (type 2)	1 mm
Tolerance outer diameter wire insulation (type 2)	± 0,05 mm
Ingredient freeness wire insulation (type 2)	lead-free, CFC-free, halogen-free, silicone-free
Amount wires (type 2)	2
Amount strands wire (type 2)	19
Diameter of single wires (type 2)	0,16 mm
Conductor crosssection wire (type 2)	0,38 mm <sup>2</sup>
Material conductor wire (type 2)	copper stranded wire, tinned
Wire conductor type (type 2)	strand class 6
Outer-diameter (jacket)	7 mm
Tolerance outer diameter (sheath)	± 5 %
Material jacket	PUR
Freedom from ingredients (jacket)	lead-free, CFC-free, halogen-free, silicone-free
Conductor resistance (wire)	94 Ω/km @ 20 °C
Conductor resistance (wire type 2)	55 Ω/km @ 20 °C
Isolation resistance	1.000 MΩ × km
Nominal voltage max.	30 V
Withstand voltage (wire - wire)	0.5 kV @ 60 s
Withstand voltage (wire - jacket)	0.5 kV @ 60 s
Withstand voltage (wire - shield)	0.5 kV @ 60 s
Current load capacity (standard)	to DIN VDE 0298-4

The information in this Product-PDF has been compiled with the utmost care.

Liability for the correctness completeness and topicality of the information is restricted to gross negligence. Version: 2026-02-09

Murrelektronik GmbH | Grabenstraße 29 | 71570 Oppenweiler | Fon +49 (71 91) 47-0 | Fax +49 (71 91) 47-491000 | shop@murrelektronik.com | shop.murrelektronik.com

Current load capacity max. (wire)	2,4 A
Current load capacity max. Wire (type 2)	6 A
Characteristic impedance	100 $\Omega$ - 5 % @ 100 MHz
Operating temperature min. (static)	-20 °C
Operating temperature max. (static)	80 °C
Operating temperature min. (dynamic)	-20 °C
Operating temperature max. (dynamic)	60 °C
Operating temperature min. (drag chain)	-20 °C
Operating temperature max. (drag chain)	60 °C
Flame resistance	IEC 60332-1-2, UL 1581 § 1060
Oil resistance	IEC 60811-404
Bending radius (fixed)	5 × Outer diameter
Bending radius (dynamic)	11 × Outer diameter
No. of bending cycles (C-track)	5 Mio. @ 25 °C
Traversing distance (C-track)	50 m @ 25 °C   horizontal
Travel speed (C-track)	5 m/s @ 25 °C
Acceleration (C-track)	50 m/s² @ 25 °C
Torsion stress	± 30 °/m