

M12 male 0° / M12 fem. 0° shielded 8p.

Specification: 6FX8002-2DC34-1AG5

Art.No.: 7000-SS081-8800650

Weight: 0.515 kg

Country of origin: DE

Model designation: M6FX8002-2DC34-1AG5

Advantages of our connectors:

Our connectors are versatile and specially optimised for industrial environments. All connectors are 100% tested during the manufacturing process to ensure the highest quality and reliability.

The contacts are gold-plated, which ensures optimum conductivity. Thanks to the high degree of protection, the connectors are ideal for demanding industrial environments. They are also vibration-resistant - this is ensured by the union nut with vibration protection.

Our connectors are resistant to oils and cooling lubricants, but resistance to aggressive media should be tested for each specific application. Different cable lengths available [on request](#)

If you are missing technical information? Please feel free to use our [dictionary](#) to find more technical details.

Product details:

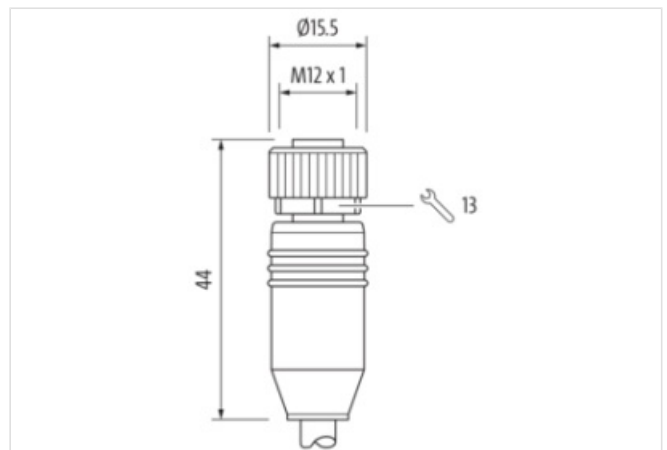
Male straight – female straight

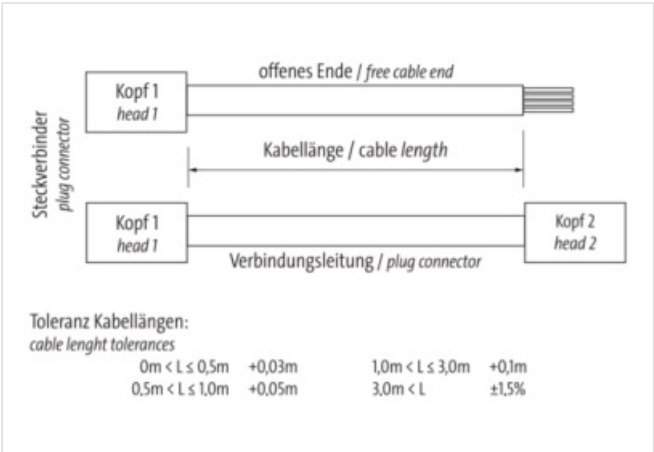
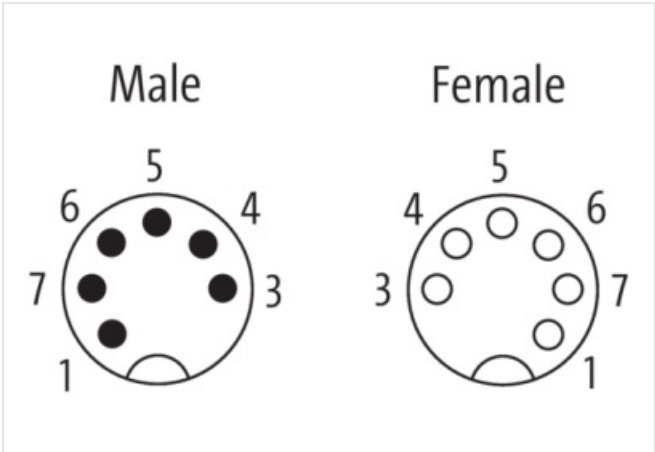
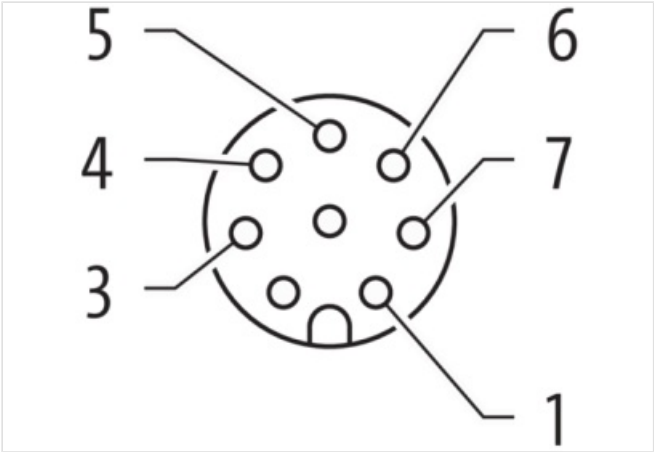
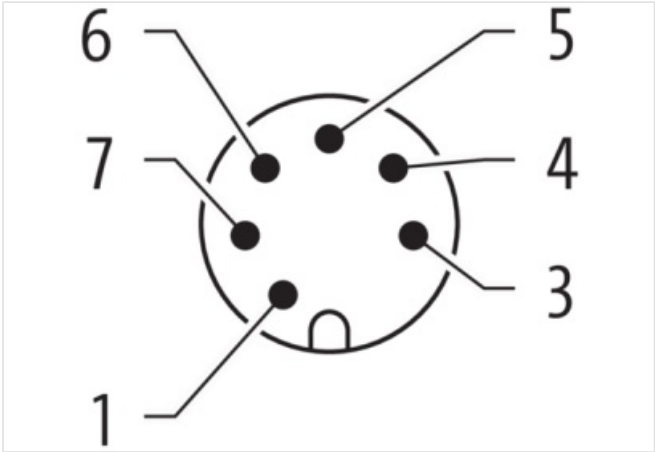
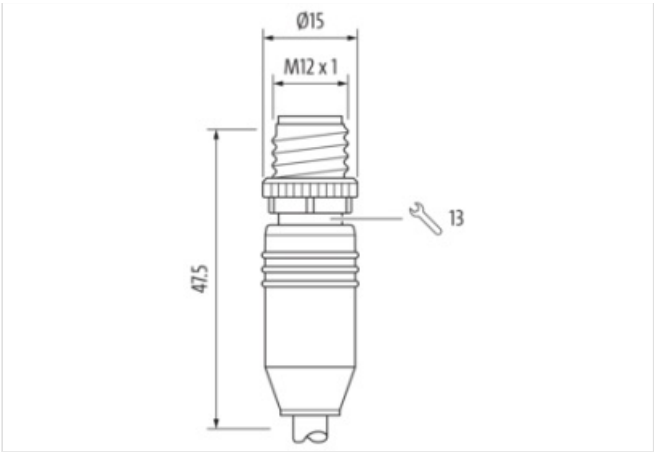
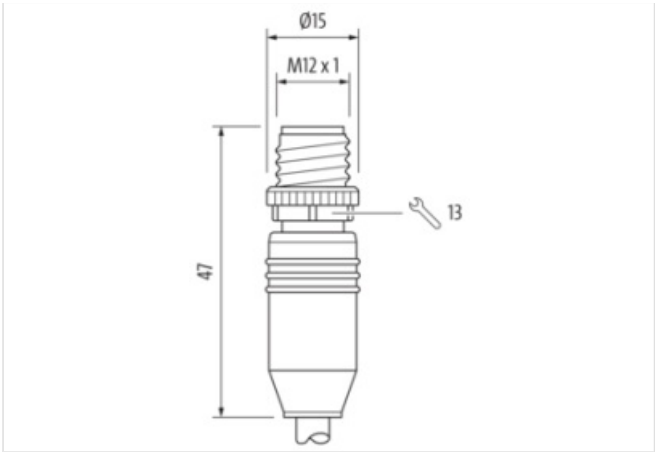
M12 – M12, 8-pole

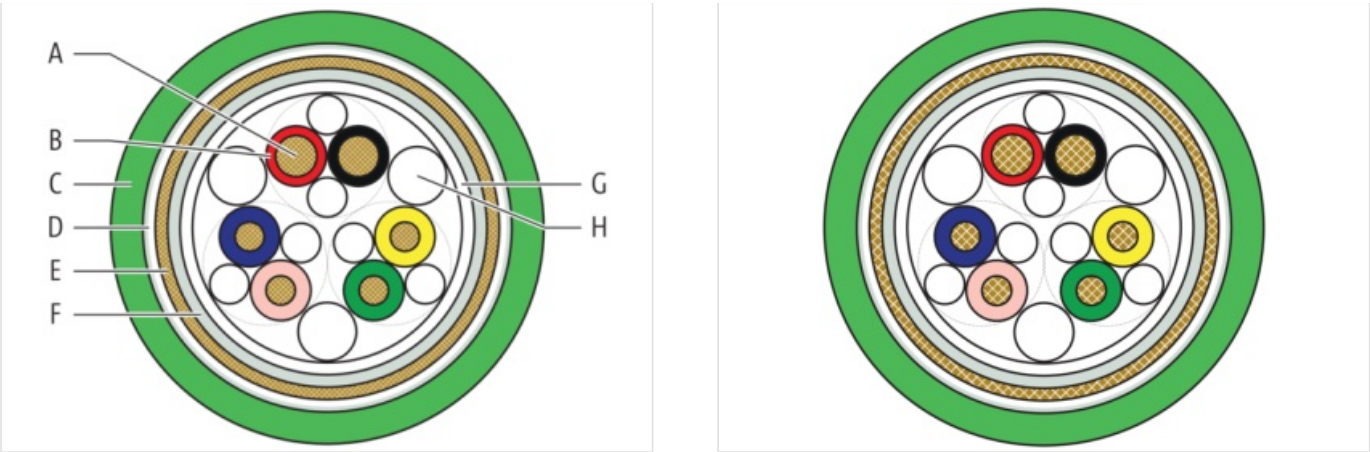
Further cable lengths on request.

Plastic housings with good resistance against chemicals and oils.

The resistance to aggressive media should be individually tested for your application. Further details on request.

[Link to Product](#)**Illustration**





Product may differ from Image



Header	
Material short text	M6FX8002-2DC34-1AG5
Cable length	6,50 m
Side 1	
Family construction form	M12
Coding	A
Gender	male
Threaded hole	M12 x 1
Tightening torque	0,6 Nm
Width across flats	SW13
Cable outlet	straight
Side 2	
Family construction form	M12
Coding	A
Gender	Female
Threaded hole	M12 x 1
Tightening torque	0,6 Nm
Width across flats	SW13
Cable outlet	straight
Commercial data	
URL Webshop	https://shop.murrelektronik.com/7000-SS081-8800650
GTIN	4048879690423
ECLASS-6.0	27061801
ECLASS-6.1	27060307
ECLASS-7.0	27060307
ECLASS-7.1	27060307
ECLASS-8.0	27060307
ECLASS-8.1	27060307
ECLASS-9.0	27060307
ECLASS-9.1	27060307
ECLASS-10.0.1	27060307
ECLASS-10.1	27060307

ECLASS-11.0	27060307
ECLASS-11.1	27060307
ECLASS-12.0	27060307
ECLASS-13.0	27060307
ECLASS-14.0	27060307
ETIM-5.0	EC000830
ETIM-6.0	EC000830
customs tariff number	85444290
EAN	4048879690423
Packaging unit	1

Electrical data | Supply

Operating voltage AC max.	30 V
Operating voltage DC max.	30 V
Current operating per contact max.	2 A

Installation | Connection

Tightening torque	0,6 Nm
-------------------	--------

Device protection | Electrical

Degree of protection (EN IEC 60529)	IP67
Additional condition protection degree	inserted, screwed
Pollution Degree	3
Rated surge voltage	0,8 kV
Material group (IEC 60664-1)	I

Mechanical data

Contour for corrugated hose	without
-----------------------------	---------

Mechanical data | Material data

Material housing	Brass
Coating housing	nickel plated
Color housing	black
Locking material	Zinc die-casting
Coating locking	Nickel

Mechanical data | Mounting data

Mounting method	inserted, screwed, Shaking protection
-----------------	---------------------------------------

Environmental characteristics | Climatic

Operating temperature min.	-25 °C
Operating temperature max.	85 °C
Additional condition temperature range	depending on cable quality

Important installation notes

Note on bending radius	Attention: Observe the permissible bending radii when laying cables, as the IP protection class can be endangered by excessive bending forces.
Note on strain relief	Protect the connectors by suitable measures from mechanical loads, e.g. by the usage of cable ties.

Installation | Cable

Cable identification	880
Amount stranding	3
Stranding	Wires
Amount stranding (type 2)	1
Stranding (type 2)	Stranded joints
Cable shielding (type)	copper braid, tinned
Cable shielding (coverage)	85 %
Banding	Fleece, Foil
Filler	Yes
Wire arrangement	(green, yellow), (pink, blue), (red, black)

Cable weight	69 g/m
Material wire insulation	Polyolefin
Amount wires	4
Outer diameter insulation	1 mm
Outer diameter tolerance core insulation	± 0,05 mm
Amount strands (wire)	19
Diameter of single wires	0,118 mm
Conductor crosssection (wire)	0,2 mm ²
Material conductor wire	Stranded copper wire, bare
Conductor type (wire)	strand class 6
Material wire insulation (type 2)	Polyolefin
Outer diameter wire insulation (type 2)	1 mm
Tolerance outer diameter wire insulation (type 2)	± 0,05 mm
Amount wires (type 2)	2
Amount strands wire (type 2)	19
Diameter of single wires (type 2)	0,16 mm
Conductor crosssection wire (type 2)	0,38 mm ²
Material conductor wire (type 2)	copper stranded wire, tinned
Wire conductor type (type 2)	strand class 6
Outer-diameter (jacket)	7 mm
Tolerance outer diameter (sheath)	± 5 %
Material jacket	PUR
Freedom from ingredients (jacket)	CFC-free, halogen-free, lead-free
Conductor resistance (wire)	94 Ω/km @ 20 °C
Conductor resistance (wire type 2)	55 Ω/km @ 20 °C
Isolation resistance	1.000 MΩ × km
Nominal voltage max.	30 V
Current load capacity (standard)	to DIN VDE 0298-4
Current load capacity max. (wire)	2,4 A
Current load capacity max. Wire (type 2)	6 A
Characteristic impedance	100 Ω 5 MHz
Operating temperature min. (static)	-20 °C
Operating temperature max. (static)	80 °C
Operating temperature min. (dynamic)	-20 °C
Operating temperature max. (dynamic)	60 °C
Bending radius (dynamic)	10 × Outer diameter
No. of bending cycles (C-track)	5 Mio.
Traversing distance (C-track)	50 m @ 25 °C horizontal
Travel speed (C-track)	5 m/s @ 25 °C
Acceleration (C-track)	50 m/s ² @ 25 °C
Torsion stress	30 °C